

# A review of the Mediterranean Sea sponge biogeography with, in appendix, a list of the demosponges hitherto recorded from this sea

MAURIZIO PANSINI\*, CATERINA LONGO\*\*

*\*Dip. Te. Ris. Dipartimento per lo Studio del Territorio e delle sue Risorse,  
Università di Genova, Corso Europa, 26, I-16132 Genova (Italy)*

*\*\*Dipartimento di Zoologia, Università di Bari, Via Orabona 4, I-70125 Bari (Italy)*

Key words: porifera, distribution, biogeography, Mediterranean history, species list.

## SUMMARY

The total number of porifera species hitherto recorded from the Mediterranean Sea is 649. Demospongiae are 597, Calcarea 44, Hexactinellida 8. The demosponge distribution, studied on fifteen Mediterranean zones is not uniform, even if not proportional to the number of taxonomic studies performed in each area. The highest faunistic affinities are among the southern and eastern parts of the basin, where seawater temperature is relatively warmer. The present day Mediterranean demosponge fauna is formed by a large nucleus of endemic species (48,2 %), by cold water (19,8%), temperate (12%) and warm water (5,7%) species. Cosmopolitan species (9,3%) are probably over estimated, whereas few species migrated from the Red Sea. The present day composition and biotic affinity of the Mediterranean sponge fauna can be explained, at some extent, by the geological history of this basin. Most of the paleomediterranean fauna did not survive the messinian salinity crisis but a small number of possible Tethyan relics. The demosponge list in appendix is updated according to the Systema Porifera, the revision of all the extant sponge genera published in October 2002.

## INTRODUCTION

Global changes and human pressure are certainly affecting marine ecosystems, probably reducing the available habitat. This is particularly true for semi-closed basins as the Mediterranean Sea. There is also a general concern about the decline of biodiversity, which contributes to promote research on this topic.

Biodiversity and biogeography of Mediterranean sponges have been studied in the past by several authors. Vacelet (1980a) considered the affinities of this fauna; Pulitzer-Finali (1983), Draï (1985), Pansini (1995) produced lists of species; Pansini (1992, 1996) updated the existing data and analyzed the Italian sponge fauna; Maldonado and Uriz (1995) compared the sponge fauna of Alboran Island with those of five other Atlantic–Mediterranean Islands, using the biotic affinities among these archipelagos to test various hypotheses on the origin of the

Mediterranean benthos. De Weerd and Van Soest (1986) and Van Soest (1993) studied the distribution and biogeography of sponges in the neighbouring Atlantic regions (Mauritanian, Senegalian), which allow a better understanding of the history and affinity of the Mediterranean fauna. Other studies, eventually, aiming at explaining sponge distribution on a larger scale (Van Soest, 1994, 1998) took into consideration also the Mediterranean Sea demosponge sponge fauna.

The present article, based on most recent, validated and updated literature data, and on several unpublished records, aims to review the present knowledge and current hypotheses on the Mediterranean sponge fauna and its origin, producing also a list of the demosponges hitherto recorded from this sea.

## METHODS

The distribution analysis of Mediterranean sponges has been restricted to the class Demospongiae, because this taxon is by far the most numerous within the Porifera. Hexactinellida are restricted to deep habitats or to cold marine caves in the Mediterranean Sea, and Calcarea – at least at species level – are presently poorly studied, with scant new information available.

The Mediterranean Sea has been divided in fifteen zones according to the areas investigated in the past by sponge workers:

- |  |  |
|--|--|
| <i>A) Golfe du Lion</i>                  | <i>I) Alboran Sea</i>                          |
| <i>B) Ligurian Sea</i>                   | <i>J) Algerian basin</i>                       |
| <i>C) Northern Tyrrhenian Sea</i>        | <i>K) Tunisia, Malta, south-western Sicily</i> |
| <i>D) Northern Adriatic Sea</i>          | <i>L) Ionian Sea</i>                           |
| <i>E) Catalunya and Balearic Islands</i> | <i>M) Aegean Sea</i>                           |
| <i>F) Central Tyrrhenian Sea</i>         | <i>N) Levant basin, Cyprus</i>                 |
| <i>G) Southern Adriatic Sea</i>          | <i>O) Egyptian coasts</i>                      |
| <i>H) Southern Tyrrhenian Sea</i>        |  |

Among the articles present in the literature only those reporting sound new data on demosponge taxonomy and distribution were selected, counted and included in Fig. 1. Geographical names have been tentatively assigned to the selected zones (marked by letters in Fig. 1) but they obviously do not match with traditional geographic divisions. Wide empty areas still remain in the Mediterranean map (e.g. eastern Sardinian, Libyan, southern Turkish coasts) because they were not object of specific studies but of occasional collections only.

Comparisons among the areas were performed calculating the Euclidean distances by a statistic software (Statsoft) for Windows operating system (1995).

A list of the demosponges hitherto recorded from the Mediterranean Sea with an indication of their distribution is added to this work. It takes into consideration all the published data, obviously personally interpreted by the authors as to the

evaluation of synonyms and very old records that sometimes may be regarded as doubtful. Nomenclature is updated to and follows the Systema Porifera (Hooper and Van Soest, 2002), the huge revision of all the sponge extant genera compiled by 45 taxonomists from 17 countries in about six years of collaborative effort. A list of genera, present in the Mediterranean Sea, that have been considered as synonyms by the authors of the Systema Porifera is also in appendix. These lists may be useful to but they are not specifically directed to sponge experts because they need to be continuously updated. Sponge data holders, instead, project to participate in a network with the aim of erecting a world sponge database that, in a near future, will be available on the net.

#### THE PRESENT MEDITERRANEAN SPONGE FAUNA

Notwithstanding the author personal interpretation of the data here reported a good correspondence with previous studies actually exists.

The latest published data, updated to 1995 (Pansini, 1996a), report for the Mediterranean Sea a total of 589 sponge species, encompassing 8 Hexactinellida, 44 Calcarea and 537 Demospongiae. Since then the number of Hexactinellida and Calcarea remained unchanged, while 23 new species of Demospongiae were described (Tab. I).

Tab. I - List of new species and sub-species of Demosponges described for the Mediterranean Sea in ten years (1994-2003)

	Species	Author	Area	habitat
1.	<i>Gellius bioxeata</i>	Boury-Esnault, Pansini, Uriz, 1994	Alboran, 550 m	bathyal
2.	<i>Bubaris sarayi</i>	Ilan, Ben-Eliahu, Galil, 1994	Israel, 830 m	bathyal
3.	<i>Pseudocorticium jarrei</i>	Boury-Esnault et al., 1995	Marseille	cave
4.	<i>Oscarella imperialis</i>	Muricy et al., 1996	Marseille	cave
5.	<i>Oscarella microlobata</i>	Muricy et al., 1996	Marseille	cave
6.	<i>Oscarella viridis</i>	Muricy et al., 1996	Marseille	cave
7.	<i>Delectona alboransis</i>	Rosell, 1996	Alboran	
8.	<i>Delectona ciconiae</i>	Bavestrello, Calcinai, Sarà, 1996	Alboran, Tyrrhenian Sea, western Sardinia	red coral
9.	<i>Asbestopluma hypogea</i>	Vacelet and Boury-Esnault, 1996	Marseille	cave
10.	<i>Dendroxea adumbrata</i>	Corriero et al., 1996	Ustica, Marseille	cave
11.	<i>Dendroxea pseudodidiscoidea</i>	Corriero et al., 1996	Adriatic Sea	cave
12.	<i>Petrosia pulitzeri</i>	Pansini, 1996	Aegean Sea, Naples	cave
13.	<i>Axinella estacioi</i>	Carballo and Garcia Gomez, 1996	Alboran	cave
14.	<i>Vulcanella aberrans</i>	(Maldonado and Uriz, 1996)	Alboran	80-120 m
15.	<i>Delectona madreporica</i>	Bavestrello et al., 1997	Ligurian Sea	cave
16.	<i>Cliona pavenzani</i>	Corriero and Scalera Liaci, 1997	Ionian Sea, 1 m	
17.	<i>Didiscus spinosaeatus</i>	Corriero et al., 1997	Tyrrhenian Sea	cave
18.	<i>Thymosiopsis cuticulatus</i>	Vacelet and Perez, 1998	Marseille	cave
19.	<i>Higginsia ciccaresei</i>	Pansini and Pesce, 1998	Ionian Sea	cave
20.	<i>Myceliospongia arenaosa</i>	Vacelet and Perez, 1998	Marseille	cave
21.	<i>Pleraphysilla reticulata</i>	Maldonado and Uriz, 1999	Alboran, 24 m	
22.	<i>Thymosiopsis conglomerans</i>	Vacelet et al., 2000	Marseille, 17 m	
23.	<i>Acanthodendrilla levii</i>	Uriz and Maldonado, 2000	Blanes, 100-130 m	
	<i>Dotona pulchella mediterranea</i>	Rosell and Uriz, 2002	Alboran	n. subsp.

It must be remarked that two of them were recorded from the bathyal, three from a depth of about 100 m, fourteen (60,8 % of the total) from marine caves and the remaining four from the littoral zone.

Between 1995 and 2002 three Atlantic species were recorded for the first time in the Mediterranean Sea (Tab. II).

Tab. II - List of new records for the Mediterranean Sea between 1995 and 2002.

1. <i>Leiodermatium lynceus</i> Schmidt	Magnino et al., 1999	Atlantic	white corals
2. <i>Cliona amplicavata</i> Ruetzler, 1974	Rosell and Uriz, 2002	Atlantic	regarded as <i>Cliona celata</i>
3. <i>Crellastrina alecto</i> (Topsent, 1898)	Longo et al., 2002	Atlantic	white corals

Also in this case two of these species come from deep habitats (community of white corals), while the third one is a *Cliona* species that was previously confused with *Cliona celata* Grant, 1826.

In the same period, seven species have been regarded as synonyms of already known Mediterranean demosponges (Tab. III). They have been removed from the general list even if the authors of this article do not share all the decisions taken.

Tab. III - List of seven Mediterranean species that have been considered as synonyms of already known Demosponge species by the authors reported in the last column.

Synonym	Valid name	Authors
1. <i>Cliona cretensis</i> Pulitzer-Finali, 1983	<i>Cliona thoesina</i> Topsent, 1887	Rosell and Uriz, 2002
2. <i>Cliona copiosa</i> Sarà, 1959	<i>Cliona viridis</i> Schmidt, 1862	Rosell and Uriz, 2002
3. <i>Cliona tremitensis</i> Sarà, 1964	<i>Cliona viridis</i> Schmidt, 1862	Rosell and Uriz, 2002
4. <i>Stylostichon equiosculatum</i> Pansini, 1987	<i>Stylostichon plumosum</i> (Montagu, 1818)	Maldonado and Uriz, 1995
5. <i>Tyloxocladus joubini</i> Topsent, 1898	<i>Atergia corticata</i> Stephens, 1915	Hooper and van Soest, 2002
6. <i>Coelectys insinuans</i> Topsent, 1936	<i>Chaetodoryx richardi</i> Topsent, 1927	Hooper and van Soest, 2002
7. <i>Pleraphysilla minchini</i> Topsent, 1905	<i>Pleraphysilla spinifera</i> Schulze, 1878	Hooper and van Soest, 2002

According to this updating and to the revision of previous lists, the sponge species hitherto recorded from the Mediterranean Sea (Tab. IV) are 597. A steady increase of this number has been recorded since 1980, apart from a single drop between 1983 and 1992, that was due to the interpretation of literature data (Pulitzer-Finali, 1983) and of an unpublished list (Vacelet's personal files) by Pansini (1992).

Tab. IV - Number of Mediterranean sponge species reported in the biogeographic sponge literature since 1980. Only Pulitzer-Finali (1983) included a list in his article.

	Hexactinellida	Calcarea	Demospongiae	Total
Vacelet, 1980	5	44	453	502
Pulitzer-Finali, 1983			547	
Pansini, 1992	8	44	512	564
Pansini, 1996	8	44	536	588
Present paper, 2003	8	44	597	649

## THE MEDITERRANEAN SPONGE DISTRIBUTION PATTERNS

Studies on the demosponge distribution patterns worldwide (Van Soest, 1994) consider the Mediterranean Sea as a hotspot of sponge biodiversity (Pronzato, this volume). However there is no uniformity in the sponge distribution between the western and the eastern part of the basin, separated by an ideal border line starting from Tunisia (Cape Bon) and arriving to Greece, encompassing the southern Italian coasts (Fig. 1). The western basin with 572 species (updated to 2002) is much richer than the eastern one that counts only 194 species. The Black Sea sponge fauna is very poorly known (Laubenfels, 1951) and is not considered in this study.

In the westernmost part of the Mediterranean Sea the highest specific richness (more than 250 species) was recorded along the northern coast of the basin, along an arch starting from the Gulf of Naples and ending to the Balearic Islands. Actually these coasts were intensely studied both in the nineteenth and twentieth centuries by traditional techniques and in the last forty years also by scuba diving. Sponge taxonomists as Bavestrello, Bibiloni, Boury-Esnault, Lévi, Pansini, Pronzato, Pulitzer-Finali, Sarà, Topsent, Uriz, Vacelet, Vosmaer and others produced as many as 85 studies on this area. Their work was facilitated by the presence of important and sometimes historical marine research institutions in Blanes, Banyuls, Marseille, Monaco, Genoa and Naples that offered the facilities for collecting at sea. Presently in Blanes, Marseille and Genoa still exist active groups of spongiologists.

In the southern part of the western basin recent studies by Boury-Esnault, Maldonado, Pansini, Uriz (see references) concentrated on the Alboran Sea,

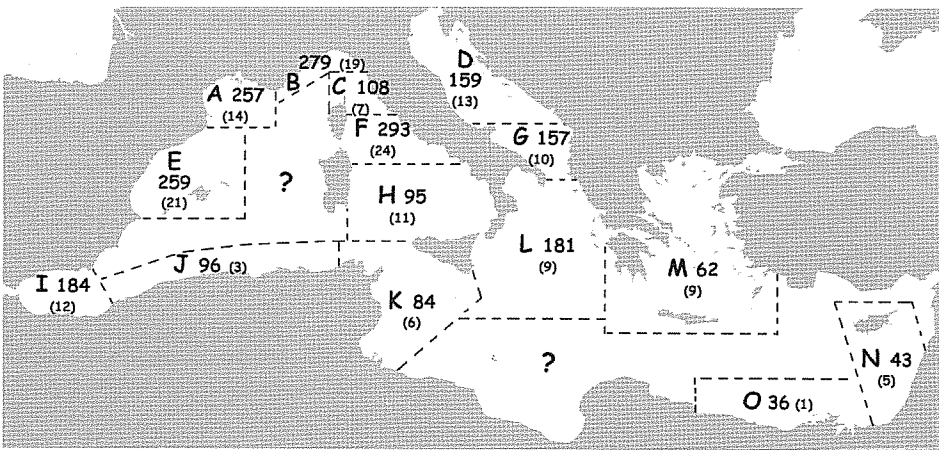


Fig. 1 - Demosponge distribution in the Mediterranean Sea. The divisions (see methods) identify fifteen zones where sponges were investigated in the past. Bigger numbers indicate the number of species; numbers in brackets refer to the number of studies on sponge taxonomy performed in each area.

recording 184 species in 10 articles, the oldest of which dates back to 1987. Only 3 studies – more than a century ago - were performed along the Algerian coast by Schmidt and Topsent. More recent information is available for the coasts of Tunisia, Malta, southwestern Sicily and some banks of the Sicily Channel. The few published taxonomic papers (6) are by Topsent, Rützler, Pansini, Borg and Schembri, but some sponge specialist as Ben Mustapha and colleagues are now working in Tunisia with the collaboration of French spongiologists from Marseille. Libyan coasts are unknown whereas a single work by Burton (1936) exists for the fishery grounds near Alexandria (Egyptian coasts). Thirty-six out the forty-two demosponge species recorded by this author may be recognized and regarded as valid. In the eastern part of the Levant basin some French and Israeli authors (Lévi, Tsumamal, Ilan and others) published a few articles (5) recording only 43 demosponge species. Another poorly studied area, considering the extension of its mainland and island coasts is the Aegean Sea, where only 9 studies, recording 62 species were performed. Greek authors worked there in the nineties (Koukouras, Voultsiadou-Koukoura and others, in collaboration with van Soest). Pulitzer-Finali and Rützler report occasional data for that area. The Ionian Sea sponges were carefully studied (181 species recorded) along the Apulian coasts by several authors as Corriero, Longo, Pansini, Pulitzer-Finali, Sarà, Scalera-Liaci and others, mainly working at the University of Bari. Less investigated are the Calabrian and Sicilian coasts, together with the abyssal area of the Ionian Sea, where Zibrowius (1985) observed but not collected some Hexactinellid sponges. The study of the northern and southern parts of the Adriatic Sea, where 159 and 157 demosponge species were recorded, was almost balanced. Early authors as Olivi (1792), Martens (1824), Nardo (1847) and Schmidt (1862) began to work on the northern part, but investigations were soon extended. Taxonomists as Babic, Buccich, Corriero, Gamulin Brida, Lendenfeld, Longo, Marenzeller, Melone, Pansini, Pulitzer-Finali, Rützler, Sarà, Scalera Liaci, Volz and others intensively worked on this sea where Mediterranean sponge science was born.

All these data clearly show that the knowledge of the distribution of the Mediterranean sponge fauna is far from uniform, even if not directly proportional to the number of studies performed in each area. It is highly probable, therefore, that the actual differences among the sponge-faunas of the considered zones are over estimated. Considerably more collecting is necessary, especially along the eastern and southern coasts before a comprehensive distribution study can be attempted.

#### FAUNISTIC AFFINITIES AMONG DIFFERENT MEDITERRANEAN AREAS

The faunistic affinities among the 15 zones obtained by our division of the Mediterranean Sea have been represented in the tree diagram of Fig. 2. The

highest affinities are between the southern (Algerian coasts, Tunisia, Malta, south western Sicily) and the eastern Mediterranean (Aegean Sea, Levant basin, Egyptian coasts), which are also the warmest parts of the basin. Since Quaternary westerlies in the past and Atlantic surface waters entering the Mediterranean at present are associated with eastbound currents along the African coasts, the transport of larvae may have caused this affinity. Southern (H) and northern Tyrrhenian Sea (C) are also similar, whereas the central Tyrrhenian area (F) forms a cluster with Ligurian Sea (B), Golfe du Lyon (A), Catalunya and Balearic Islands (E) which are the best studied areas (more than 250 recorded species) of the whole basin. Southern Adriatic (G) and Ionian Sea (L), being close one another, show a certain affinity.

The position of the northern Adriatic Sea (D) – separated by its southern part and approaching the cluster formed by eastern and southern areas together with northern and southern Tyrrhenian Sea is difficult to interpret and no hypotheses can be advanced. The Alboran Sea (I), probably due to its Atlantic affinity, clearly separates from a large and heterogeneous cluster.

Even the interpretation of the faunistic affinities seems to be affected by an incomplete and not uniform knowledge of the Mediterranean demospoges.

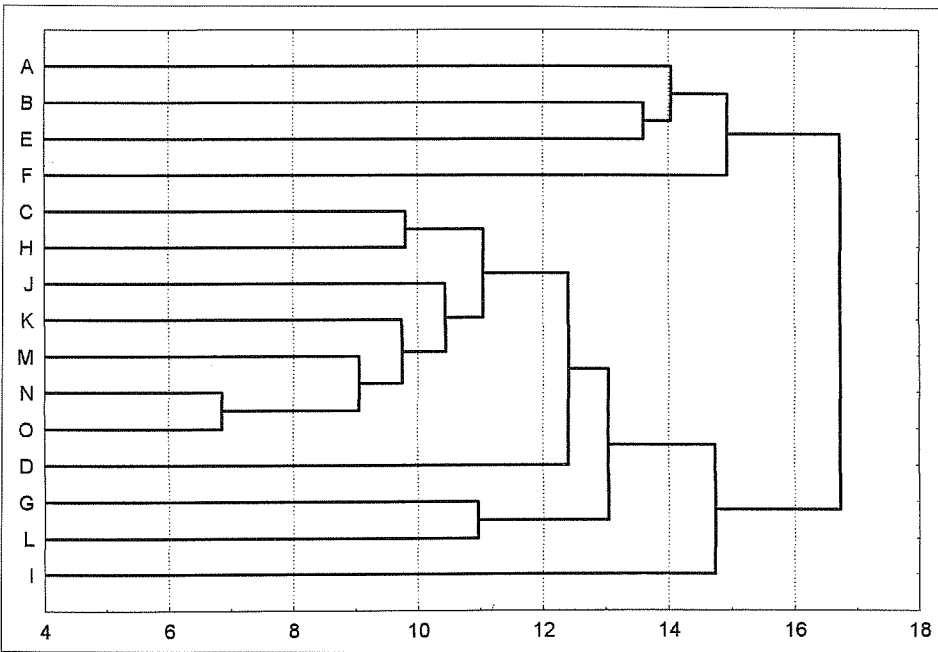


Fig. 2 - Tree diagram of the Euclidean distances (complete linkage) among the demospoge species recorded in the Mediterranean zones considered in this study. A) Golfe du Lion; B) Ligurian Sea; C) Northern Tyrrhenian Sea; D) Northern Adriatic Sea; E) Catalunya and Balearic Islands; F) Central Tyrrhenian Sea; G) Southern Adriatic Sea; H) Southern Tyrrhenian Sea; I) Alboran Sea; J) Algerian basin; K) Tunisia, Malta, south-western Sicily; L) Ionian Sea; M) Aegean Sea; N) Levant basin, Cyprus; O) Egyptian coasts.

## THE COMPOSITION AND BIOGEOGRAPHIC AFFINITY OF THE MEDITERRANEAN DEMOSPONGE FAUNA

The ecological factors determining the present conditions and the history of a basin are the main clues to interpret the composition of each fauna (Sarà, 1994, van Soest, 1994). This is particularly true for a semi-closed sea as the Mediterranean. The historical background of the Mediterranean Sea was carefully resumed by Maldonado and Uriz (1995). The crucial point in the Mediterranean history is the Messinian period, with the major salinity crisis and the probable desiccation of the whole basin, causing the disappearance of all but a few components of the paleofauna. However such a vision is not more generally accepted and the persistence of restricted briny habitats where marine organism could have survived may be inferred (Benson, 1976; Sonnenfeld and Finetti, 1985). Demosponges can support the latter possibility, since very ancient species considered of probable Tethyan origin were recently found in the Mediterranean Sea. Such is the case of *Crambe tuberosa* (Maldonado and Benito, 1991) and *Discorhabdella hindei* (Boury-Esnault, Pansini and Uriz, 1992) from the Alboran Sea and of *Higginsia ciccaresei* (Pansini and Pesce, 1998) from a marine cave of the Ionian Apulian coast.

Besides these important but numerically negligible elements the current Mediterranean fauna results from the alternate immigration of species contingents from the Atlantic, by species evolving in the peculiar conditions of the basin (endemics) and by very few elements (till now) of lessepsian origin.

The Mediterranean endemics (48,2 %) are the most important group of the demosponge fauna, due to the habitat variety and peculiar characteristics of this

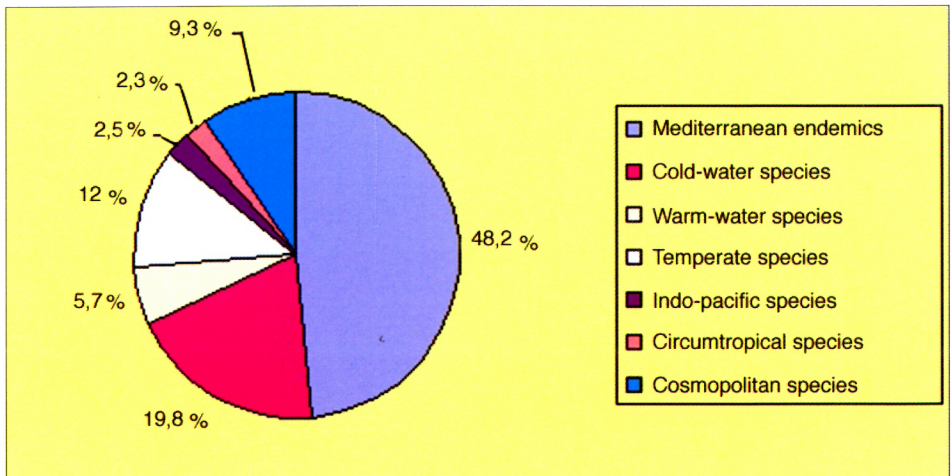


Fig. 3 - The per cent composition and biogeographic affinity of the Mediterranean demosponges.



sea, to the continuous research activity involving the frequent description of new species, notwithstanding the intense exchange (in both directions) with the Atlantic. Species in common with the Lusitanian and Mauritanian biogeographic regions and with the boreal province – which can be regarded as cold-water elements – amount to 19,8 per cent. Warm-water species (5,7 % of the total) are those shared with the same neighbouring regions (Mauritanian, Lusitanian) and with the Senegalese region. This group includes also very few species with an amphi-atlantic distribution. Temperate species, shared only with Mauritanian and Lusitanian regions are 12 % of the total. Minor groups encompass the species of Indo-pacific (2,5 %) origin, including those entered through the Suez Canal, and the circumtropical elements (2,3 %). A last group of species with a large distribution pattern (cosmopolitan) appears to be very numerous (9,3 % of the total) but is certainly over estimated. The current use of new techniques as electronic microscopy, genetic divergence, cytological criteria and molecular taxonomy is steadily reducing the number of these taxa (Boury-Esnault, Pansini and Uriz, 1993). In effect the accurate study of species regarded as cosmopolitan by such means often allows to split them into more than one species.

#### CONCLUSIVE REMARKS

Recent studies on demosponge distribution patterns (van Soest, 1994, 1998; Zea, 2001) and on sponge biodiversity “hotspots” (Hooper et al., 2002), based on cladistic biogeography, contributed to clarify the general criteria regulating the distribution of porifera. According to van Soest (1994) species distribution is typically regional, being restricted to single areas or parts of them, and only genera may have larger ranges, (cosmopolitan, Tethyan, Indo-Australian, cold-water). Disjunct distributions are probably an artefact and may be found in less than 10 % of the examined genera. These considerations are verified in the Mediterranean area, where the demosponge distribution tends to be regional, at least in the areas that are best studied from a biogeographical point of view (Maldonado and Uriz, 1995).

The dispersal capacity of sponge larvae had been traditionally considered low (Bergquist, 1978). However data on larval behaviour refer only to about 100 out of more than 7000 described sponge species and derive from incubated larvae, while larvae produced by oviparous sponge species remain almost unknown (Maldonado and Bergquist, 2002). Most sponge larvae are externally ciliated and use cilia for periods of active swimming alternated with periods of passive drifting (Maldonado and Bergquist, 2002). The dispersal phase of sponge larvae, that are lecithotrophic, is relatively short, lasting – according to species – from a few hours to a few days in free-swimming larvae and to few weeks in some crawling larvae (Maldonado and Bergquist, 2002). However the delay of

metamorphosis may compromise the survival of early juvenile stages (Maldonado and Young, 1999). These data confirm that marine currents should play a major role in the dispersal of larvae and certainly affect the sponge distribution patterns. Maldonado and Uriz (1995) in their biogeographic study on a transitional zone between the Atlantic and the Mediterranean demonstrated that biotic distances between different study areas are not correlated with real geographical distances, because both present day and past marine currents may have created “fictitious” nearness between distant areas. In effect, the morphology of the Mediterranean basin, where peninsulas, islands, straits etc. create continuous obstacles to water circulation, is so complex, that marine currents, repeatedly changing their course, may affect and complicate the sponge distribution patterns. However, in order to have a more complete appreciation of these patterns, future research should be focused on less known areas of southern and eastern Mediterranean Sea.

The present day composition and biotic affinity of the Mediterranean sponge fauna can be explained, at some extent, by the geological history of this basin. The study of demosponges tells us that most of the paleomediterranean fauna did not survive the messinian salinity crisis, apart from a small number of possible Tethyan relics. The repopulation of the Mediterranean at the beginning of Pleistocene was mainly due to the introduction through Gibraltar of a cold-water Atlantic fauna. However, important sea level variations recorded in upper and middle Pleistocene may have altered the coastal line, not excluding that shallow water extensions could have maintained a communication with the Red Sea (Antonioli, present volume).

A well-known inflow of Senegalian-Mauritanian warm-water elements occurred during Tyrrhenian, at the end of Quaternary (Pérès, 1989). Maldonado and Uriz (1995) attributed to that inflow the present day biotic affinity of the Canary Islands demosponge fauna with that of some western Mediterranean islands (Cabrera, Medas, Ischia). Alternating migrations, bound to glacial and interglacial Quaternary periods, causing the reversal of surface and deep water flows through the Gibraltar Strait, further enriched the Mediterranean sponge fauna of new elements coming from the Mauritanian, Lusitanian and Senegalian regions (Mars, 1963). Both these phenomena may explain the presence of an important contingent of warm-water (5,7 %) and temperate (12 %) species in the Mediterranean demosponge fauna.

Besides these historical contingents, the present day Mediterranean fauna encompasses a steadily growing nucleus of new species that evolved in the peculiar conditions of this sea, further increasing the number of endemic species. Since there is some evidence that a rising of seawater temperature is inducing changes in the Mediterranean biodiversity patterns (Francour et al., 1994; Bianchi and Morri, 2000; Morri and Bianchi, 2001) variations of sponge biodiversity may be enhanced in a near future.

## REFERENCES

- AIELLO A., FATTORUSSO E., MENNA M., PANSINI M. 1993 - The chemistry of 3 species of Demospongiae collected from the lagoon of Venice - a comparison with some ecological implications. *Biochem. Syst. Ecol.*, **21**(6-7): 655-660.
- AIELLO A., FATTORUSSO E., MENNA M., PANSINI M. 1995 - Chemical analysis of the sponge *Suberites massa* (Nardo) coming from the lagoon of Venice: isolation of a new diacetylenic caroteneoid. *J. Prakt. Chem. Ztg.*, **337**: 397-400.
- AIELLO A., FATTORUSSO E., MENNA M., PANSINI M. 1996 - The chemistry of the Demosponge *Dysidea fragilis* from the lagoon of Venice. *Biochem. Syst. Ecol.*, **24** (1): 37-42.
- Babic K. 1922 - Monactinellida und Tetractinellida des Adriatischen Meeres. *Zool. Jahrb.*, **46**: 217-302.
- BALDUZZI A., BIANCHI C.N., BOERO F., CAITANE V., VIETTI R., PANSINI M., SARÀ M. 1989 - The suspension-feeder communities of a Mediterranean sea cave. In: J.D. Ros (ed.), *Topics in marine biology. Sc. Mar.*, **53** (2-3): 387-395.
- BAVESTRELLO G., CALCINAI B., SARÀ M. 1996 - *Delectona ciconiae* sp. nov. (Porifera, Demospongiae) boring in the scleraxis of *Corallium rubrum*. *J. Mar. Biol. Ass. U.K.*, **76**: 867-873.
- BAVESTRELLO G., CALCINAI B., CERRANO C., SARÀ M. 1997 - *Delectona madreporica* n.sp. (Porifera, Demospongiae) boring the corallites of some scleractinians from the Ligurian Sea. *Ital. J. Zool.*, **64**: 273-277.
- BAVESTRELLO G., CORRIERO G., SARÀ M. 1992 - Differences between two sympatric species of *Tethya* (Porifera, Demospongiae) concerning the growth and final form of their megasters. *Zool. J. Linnean Soc.*, **104**: 81-87.
- BENITO J. 1981 - Algunas esponjas del litoral levantino Español. *Bol. Inst. Esp. Oceanogr.*, **6** (323): 90-102.
- BENSON R.H., 1976 - Changes in the Ostracodes of the Mediterranean with the Messinian salinity crisis. *Paleogeogr. Paleoclimatol. Paleocool.*, **20**: 147-170.
- BERGQUIST P.R., 1978 - Sponges. Hutchinson, London, 268 pp.
- BIANCHI C.N., MORRI C., 2000 - Marine biodiversity of the Mediterranean Sea: situation, problems and prospects for future research. *Mar. Pollut. Bull.*, **40** (5): 367-376.
- BIBILONI M.A. 1981 - Estudio sistemático de orden *Poecilosclerida* (Demospongia) de la Costa Brava (Gerona). *Bol. Inst. Esp. Oceanogr.*, **VI** (324): 104-151.
- BIBILONI M.A. 1982 - Estudio sistemático del O. Haplosclerida (Demospongia) del litoral de Blanes (Girona). *Actas II Simp. Ibér. Estud. Bentos Mar.*, **3**: 81-99.
- BIBILONI M.A. 1993 - Some new or poorly known sponges of the Balearic Islands (Western Mediterranean). *Sci. Mar.*, **57** (4): 307-318.
- BIBILONI M.A., URIZ M. J., GILI J.M. 1989 - Sponge communities in three submarine caves of the balearic Islands (Western Mediterranean): adaptations and faunistic composition. *Mar. Ecol.*, **10** (4): 317-334.
- BORG J. A., SCHEMBRI P.J. 1996 - Preliminary data on the occurrence and distribution of shallow water marine sponges (Porifera) around Maltese coasts. *Xjenza*, **1** (1): 24-28.
- BOURY-ESNAULT N. 1971a - Spongiaires de la zone rocheuse littorale de Banyuls-sur-Mer. I-Ecologie et répartition. *Vie Milieu*, **22** (1, B): 159-191.
- BOURY-ESNAULT N. 1971b - Spongiaires de la zone rocheuse de Banyuls-sur-Mèr. II-Systématique. *Vie Milieu*, **22** (2,B): 287-350.
- BOURY-ESNAULT N., MURICY G., GALLISSIAN M.F., VACELET J. 1995 - Sponges without skeleton: a new Mediterranean genus of *Homoscleromorpha* (Porifera, Demospongiae). *Ophelia*, **43**: 25-43.
- BOURY-ESNAULT N., PANSINI M., URIZ M.J., 1992 - A new *Discorhabdella* (Porifera, Demospongiae), a new Tethyan relict of pre-Messinian biota? *J. Nat. Hist.*, **26**: 1-7.
- BOURY-ESNAULT N., PANSINI M., URIZ M.J. 1993 - Cosmopolitanism in sponges: The "complex" *Guitarra fimbriata* with description of a new species of *Guitarra* from the northeast Atlantic. In: M.J. Uriz, K. Rützler (eds.), *Recent advances in ecology and systematics of sponges. Sci. Mar.*, **57** (4): 367-373.
- BOURY-ESNAULT N., PANSINI M., URIZ M.J. 1994 - Spongiaires bathyaux de la Mer d'Alboran et du Golfe Ibéro-Marocain. *Mém. Mus. Nat. Hist. Natur.*, **160**: 1-174.
- BURTON M., 1936 - The fishery grounds near Alexandria, **9**: 1-28. oppure BURTON M., 1936 - The fishery grounds near Alexandria. *Sponges. Fish. Res. Div. Cairo*, **17**: 1-21.
- CARBALLO J.L., GARCIA GOMEZ, J.C. 1996 - *Axinella estacioi* n. sp. (Porifera, Axinellida) from caves of the Strait of Gibraltar (Southern Iberian Peninsula). *Cah. Biol. Mar.*, **36**: 245-250.
- CORRIERO G. 1983-84 - Note sul popolamento di Poriferi dello Stagnone di Marsala (Sicilia). *Nova Thal.*, **6** (suppl.): 213-223.
- CORRIERO G. 1989a - Primi dati sul popolamento di Poriferi delle grotte superficiali dell'Isola di Ustica. *Nova Thal.*, **10** (suppl. 1): 585-588.
- CORRIERO G. 1989b - The sponge fauna from the Stagnone di Marsala (Sicily): taxonomic and ecological observations. *Boll. Mus. Ist. Biol. Univ. Genova*, **53**: 101-113.
- CORRIERO G., ABBIATI M., SANTANGELO G. 1997 - Sponges inhabiting a Mediterranean red coral population. *P.S.Z.N.I. Mar. Ecol.*, **18** (2): 147-155.
- CORRIERO G., BALDUZZI A., SARÀ M. 1989 - Ecological differences in the distribution of two *Tethya* (Porifera, Demospongiae) species coexisting in a Mediterranean Coastal Lagoon. *Mar. Ecol.*, **10** (4): 303-315.

- CORRIERO G., PANSINI M., SARÀ M. 1984 - Sui poriferi della insenatura della Strea a Porto Cesareo (Lecce). *Thalassia Salent.*, 14: 3-10.
- CORRIERO G., PANSINI M., SARÀ M. 1988 - Boring sponges (Demosponges, Clionidae) perforating *Corallium rubrum* in the Mediterranean Sea. In: Technical consultation on red coral of the Mediterranean. FAO Fish. Rep., 413: 1-162.
- CORRIERO G., PRONZATO R. 1987 - Epibiontic sponges on the bivalve *Pinna nobilis*. *Mar. Ecol. Prog. Ser.*, 35: 75-82.
- CORRIERO G., SCALERA-LIACI L. 1997 - *Cliona pavezani* n. sp. (Porifera, Hadromerida) from the Ionian Sea. *Ital. J. Zool.*, 64: 69-73.
- CORRIERO G., SCALERA-LIACI L., PRONZATO R. 1996 - Two new species of *Dendrosea* Griessinger (Porifera: Demospongiae) from the Mediterranean Sea. *Bull. Inst. Royal Sc. Nat. Belgique Biol.*, 66 (suppl.): 197-203.
- CORRIERO G., SCALERA LIACI L., PRONZATO R. 1997 - *Didiscus spinoseatus*, a new species of Porifera (Demospongiae) from the Mediterranean Sea. *Ophelia*, 47 (1): 63-70.
- CORRIERO G., SCALERA LIACI L., GRISTINA M., RIGGIO S., MERCURIO M. 1997 - Composizione tassonomica e distribuzione della fauna a Poriferi e Briozoi in una grotta semisommersa della Riserva Naturale Marina "Isola di Ustica". *Biol. Mar. Medit.*, 4 (1): 34-43.
- CORRIERO G., SCALERA LIACI L., RUGGIERO D., PANSINI M. 2000 - The sponge community of a semi-submerged Mediterranean cave. *P.S.Z.N.I. Mar. Ecol.*, 21 (1): 85-96.
- CORRIERO G., GHERARDI M., GIANGRANDE A., LONGO C., CAFORIO S., MERURIO M., NONNIS MARZANO C. 2002 - Biodiversity of the Marine Protected Area of Porto Cesareo (Apulia, Ionian Sea): Porifera and Polychaeta. *Acquat. Conserv.*, in press
- DESQUEYROUX-FAUNDEZ R., STONE S.M. 1992 - O. Schmidt sponge catalogue. An illustrated guide to the Graz Museum Collection, with notes on additional material. *Muséum d'Histoire naturelle, Geneva*, 190 pp.
- DRAI P. 1985 - Mise au point d'une banque de données sur les Spongiaires Méditerranéens. Université d'Aix Marseille III. Thèse de Diplôme.
- FERRER HERNANDEZ F. 1916 - Fauna del Mediterraneo occidental. Esponjas españolas. *Trab. Mus. Nac. Cienc. Nat.*, 27: 1-52.
- FERRER HERNANDEZ F. 1921 - Esponjas recogidas en la campaña preliminar del "Giralda". *Bol. Pesca*, 6: 1-17.
- FRANCOUR P., BOUDOURESQUE C.F., HARMELIN J.G., HARMELIN-VIVIEN M.L., QUIGNARD J.P., 1994 - Are the Mediterranean waters becoming warmer? Information from biological indicators. *Mar. Poll. Bull.*, 28: 523-526.
- GAMULIN-BRIDA H. 1969 - A contribution to the study of the Tetractinellid sponge *Thenea muricata* with special consideration of its importance in the bionomics of the Adriatic Sea. *Thalassia Jugosl.*, 5: 89-95.
- GRIESSINGER J.M. 1971 - Étude des Réniéridés de Méditerranée (Demosponges Haplosclérides). *Bull. Mus. Nat. Hist. Nat.*, 3: 97-181.
- HOOPER J.N.A., KENNEDY J.A., QUINN R.J. 2002 - Biodiversity "hotspots", patterns of richness and endemism, and taxonomic affinities of tropical Australian sponges (Porifera). *Biodiversity Conserv.*, 11: 851-885.
- HOOPER J.N.A., VAN SOEST R.W.M. 2002 - *Systema Porifera. A Guide to the Classification of Sponges*. Kluwer Academic-Plenum Publishers, New York, Boston, Dordrecht, London, Moscow, vol. 1, 1707 pp.
- ILAN M., BEN-ELIAHU N., GALIL B.S. 1994 - Three deep water sponges from the Eastern Mediterranean and their associated fauna. *Ophelia*, 39: 45-54.
- KOUKOURAS A., RUSSO A., VOULTSIADOU-KOUKOURA E., ARVANITIDIS C., STEFANIDOU D. 1996 - Macrofauna associated with sponge species of different morphology. *P.S.Z.N.I. Mar. Ecol.*, 17 (4): 569-582.
- LABATE M. 1965 - Ecologia dei poriferi della grotta della Regina (Adriatico Meridionale). *Un. Zool. Ital.*, 32: 541-553.
- LABATE M., ARENA P. 1964 - La fauna dei Poriferi nei laghi di Ganzirri e Faro (Messina). *Arch. Zool. It.*, 49: 249-280.
- LAUBENFELS M.W. de, 1951 - A collection of sponges from the Black Sea. *Arch. Hydrobiol. Plankton-kunde*, 45: 213-216.
- LENDENFELD R. VON 1894 - Die Tetractinelliden der Adria (mit einem Anhang über die Lithistiden). *Dekschr. Akad. Wiss. Wien*, 61: 91-204.
- LENDENFELD R. VON 1896 - Die Cavulina der Adria. *Nova Acta Abh. der Kaiserl. Leop.-Carol. Deutsche Akademie der Naturforscher*, vol. 69 (1), 251 pp.
- LENT F. VAN, DE WEERDT W.H. 1987 - The Haplosclerid sponge fauna of Banyuls-sur-mer (Mediterranean) with the description of a new species. In: J. Vacelet, N. Boury-Esnault (eds.), *Taxonomy of Porifera from the N.E. Atlantic and Mediterranean Sea*. NATO ASI series, 13 (G). Springer Verlag, New York: 125-148.
- LEVI C. 1957 - Spongiaires des côtes d'Israel. *Bull. Res. Counc. Israel*, 6B: 201-202.
- LEVI C. 1960 - Les Démospogones des côtes de France. I. Les Clathridae. *Cah. Biol. Mar.*, 1: 47-87.
- LONGO C., MASTROTOTARO F., CORRIERO G. 2002 - Sponge fauna associated with white corals from the Western Ionian Sea. *Boll. Mus. Ist. Biol. Univ. Genova*, 66-67: 118.
- MAGNINO G., GRAVINA M.F., RIGHINI P., SERENA F., PANSINI M. 1999 - Due Demosponge Lithistidi nuove per i mari italiani. *Biol. Mar. Medit.*, 6 (1): 391-393.
- MALDONADO M. 1992 - Demosponges of the red coral bottoms from the Alboran Sea. *J. Nat. Hist.*, 26 (6): 1131-1161.
- MALDONADO M., BENITO J. 1991 - *Crambe tuberosa* n. sp. (Demospongiae, Poecilosclerida) a new mediterranean poecilosclerid with lithistid affinities. *Cah. Biol. Mar.*, 32: 323-332.
- MALDONADO M., BERGQUIST P.R., 2002 - Phylum Porifera. In: C.M. Young (ed.), *Atlas of Marine Invertebrate Larvae*. Academic Press, San Diego: 21-50.

- MALDONADO M, YOUNG C.M., 1999 - Effects of the duration of the larval life on post-larval stages of the demosponge *Signadocia coerulesa*. J. Exp. Mar. Biol. Ecol., 232 (1): 9-21.
- MALDONADO M., URIZ M.J. 1995 - Biotic affinities in a transitional zone between the Atlantic and the Mediterranean: a biogeographical approach based on sponges. J. Biogeogr., 22: 89-110.
- MALDONADO M., URIZ M.J. 1999 - A new dendroceratid sponge with reticulate skeleton. Mem. Queensl. Mus., 44: 353-359.
- MARS P., 1963 - Les faunes et la stratigraphie du Quaternaire méditerranéen. Rev. Trav. Stn. Mar. Endoume, 28 (43): 61-97.
- MARTENS G.M. VON, 1824 - Reise nach Venedig, Theil 2. Ulm, 664 pp.
- MERCURIO M., SCALERA LIACI L., CORRIERO G. 2001 - La fauna a poriferi del bacino della Strea di Porto Cesareo (LE). Biol. Mar. Medit., 8 (1): 403-412.
- MORRI C., BIANCHI C.N., 2001 - Recent Changes in Biodiversity in the Ligurian Sea (NW Mediterranean): is there a Climatic Forcing? In: F.M. Faranda, L. Guglielmo, G. Spezie (eds.), Mediterranean Ecosystems: Structures and Processes. Springer Verlag Italia: 375-384.
- MURICY G. 1991 - Structure des peuplements de spongiaires autour de l'égoût de Cortiou (Marseille, France). Vie Milieu, 41 (4): 205-221.
- MURICY G., BOURY-ESNAULT N., BÉZAC C., VACELET J. 1996 - Cytological evidence for cryptic speciation in Mediterranean *Oscarella* species (Porifera, Homoscleromorpha). Can. J. Zool., 74: 881-896.
- NARDO G.D., 1847 - Prospetto della fauna marina del veneto estuario. Estratto dall'opera: Venezia e le sue lagune. Venezia: 1-45.
- OLIVI G., 1792 - Zoologia adriatica, ossia catalogo ragionato degli animali del golfo e delle lagune di Venezia, 334 pp.
- PANSINI M. 1982 - Les peuplements benthiques de la réserve sous-marine de Monaco: 1. Spongiaires. In: Journée étude. Récifs artif. et Maricult. suspend. C.I.E.S.M., Cannes: 83-84.
- PANSINI M. 1982/1983 - Notes on some Mediterranean *Axinella* with description of two new species. Boll. Mus. Ist. Biol. Univ. Genova, 50-51: 79-98.
- PANSINI M. 1987a - Littoral demospogies from the banks of the strait of Sicily and the Alboran sea. In: J. Vacelet, N. Boury-Esnault (eds.), Taxonomy of Porifera from the N.E. Atlantic and Mediterranean sea. NATO ASI series, 13 (G), Springer Verlag, New York: 149-186.
- PANSINI M. 1987b - Report on a collection of Demospogiae from soft bottoms of the eastern Adriatic Sea. In: W. Clifford Jones (ed.), European contributions to the taxonomy of sponges. Sherkin Island Marine Station ed., Litho Press, Cork: 41-53.
- PANSINI M. 1992 - Considérations biogéographiques et systématiques pour une mise à jour des données sur le peuplement de spongiaires méditerranéens. Bull. Inst. océanogr. (Monaco), 9: 43-51.
- PANSINI M. 1995 - Porifera. In: A. Minelli, S. Ruffo and S. La Posta (eds.), Checklist delle specie della fauna italiana, Calderini, Bologna, vol. 2.
- PANSINI M. 1996a - Considerazioni sulla biodiversità dei Poriferi dei mari italiani e del Mediterraneo. Biol. Mar. Medit., 3 (1): 128-135.
- PANSINI M. 1996 - *Petrosia pulitzeri* n. sp. (Porifera, Demospogiae) from Mediterranean caves. Ital. J. Zool., 63: 169-172.
- PANSINI M., MUSSO B. 1991 - Sponges from trawl-exploitable bottoms of Ligurian and Tyrrhenian seas: distribution and ecology. P.S.Z.N.I. Mar. Ecol., 12 (4): 317-329.
- PANSINI M., PESCE L.G. 1998 - *Higginsia ciccaresei* sp. nov. (Porifera: Demospogiae) from a marine cave on the apulian coast (Mediterranean sea). J. Mar. Biol. Ass. U.K., 78: 1083-1091.
- PANSINI M., PRONZATO R. 1973 - Il coralligeno di Bogliasco ed il suo popolamento di Poriferi. Boll. Mus. Ist. Biol. Univ. Genova, 41: 5-34.
- PANSINI M., PRONZATO R. 1975 - Analisi preliminare sulla distribuzione dei Poriferi in aree sottoposte a differenti tipi di inquinamento. Boll. Mus. Ist. Biol. Univ. Genova, 43: 21-32.
- PANSINI M., PRONZATO R. 1981 - Etude des spongiaires de substrats artificiels immergés durant quatre ans. Vie Milieu, 31: 77-82.
- PANSINI M., PRONZATO R. 1982 - Distribuzione ed ecologia dei Poriferi nella grotta di Mitigliano (Penisola sorrentina). Boll. Mus. Ist. Biol. Univ. Genova, 50: 287-293.
- PANSINI M., PRONZATO R. 1982 - Distribuzione dell'epifauna di una prateria di Posidonia dell'isola d'Ischia (Napoli): Poriferi. Nat. Sicil., s. IV, VI (suppl.), 3: 517-522.
- PANSINI M., PRONZATO R. 1985 - Distribution and ecology of epiphytic Porifera in two *Posidonia oceanica* (L.) Delile meadows of the Ligurian and Tyrrhenian Sea. P.S.Z.N.I. Mar. Ecol., 6 (1): 1-11.
- PANSINI M., PRONZATO R., LEONE E. 1977 - Area minima in un popolamento di poriferi infralitorali. Atti IX Congr. Soc. Ital. Biol. Mar., Lacco Ameno d'Ischia, 19-22 maggio, 9: 331-335.
- PANSINI M., PRONZATO R., VALSUANI G. 1974 - Popolamenti di substrati artificiali posti su un fondo coralligeno ed in prateria di Posidonia III. - Poriferi. Mem. Biol. Mar. Oceanogr., 4: 263-275.
- PANSINI M., PRONZATO R., FRESI E., CINELLI F., MAZZELLA L., PONTICELLI M.P. 1977 - Evoluzione delle biocenosi bentoniche di substrato duro lungo un gradiente di luce in una grotta marina superficiale: Poriferi. Extr. Atti IX Congr. Soc. Ital. Biol. Mar., Lacco Ameno d'Ischia, 19-22 maggio, 9: 315-330.

- PÈRES J.M., 1989 - Historia de la biota mediterrànea y la colonización de las profundidades. In: R. Margalef (ed.), El Mediterraneo Occidental. Omega, S.A., Barcelona: 200-234.
- POULIQUEN L. 1971 (1972) - Les Spongiaires des grottes sous-marines de la région de Marseille: écologie et systématique. Téthys, 3 (4): 717-758.
- PRONZATO R. 1975 - Note tassonomiche sul genere *Darwinella* (Porifera). Boll. Mus. Ist. Biol. Univ. Genova, 43: 5-20.
- PULITZER-FINALI G. 1970 - Report on a collection of sponges from the Bay of Naples. I. Sclerospongiae, Lithistida, Tetractinellida, Epipolasiada. Pubbl. Staz. Zool. Napoli, 38: 328-354.
- PULITZER-FINALI G. 1977 - Report on a collection of sponges from the Bay of Naples. III. Hadromerida, Axinellida, Poecilosclerida, Halichondrida, Haplosclerida. Boll. Mus. Ist. Biol. Univ. Genova, 45: 7-89.
- PULITZER-FINALI G. 1983 - A collection of Mediterranean Demospongiae (Porifera) with, in appendix, a list of the Demospongiae hitherto recorded from the Mediterranean sea. Ann. Mus. Civ. St. Nat. Genova, 84: 445-621.
- PULITZER-FINALI G., PRONZATO R. 1976 - Report on a collection of sponges from the Bay of Naples. II. Keratosa. Pubbl. Staz. Zool. Napoli, 40: 83-104.
- PULITZER-FINALI G., PRONZATO R. 1980 - The Keratosa in a collection of Mediterranean sponges mainly from the Italian coasts. Ann. Mus. Civ. Stor. Nat. G. Doria, 83: 127-158.
- ROSELL D. 1996 - A new diagnosis of the genus *Delectona* (Porifera, Demospongiae), with a description of a new species from the Alboran Sea (Western Mediterranean). Helgol. Meeresunters., 50: 425-432.
- ROSELL D., URIZ M.J. 2002 - Excavating and endolithic species (Porifera) from the Mediterranean: species description and identification key. Org. Divers. Evol., 2: 55-86.
- RUBIÓ M. 1981 - Estudio sistemático de las esponjas del orden *Halichondrida* (Demospongia) del litoral de BLANES (Gerona) y Alicante. Bol. Inst. Esp. Oceanogr., 6 (321): 59-73.
- RUSS K., RÜTZLER K. 1959 - Zur kenntnis der schwammfauna unterseeischer Höhlen. Pubbl. Staz. Zool. Napoli, suppl. 30: 1-34.
- RÜTZLER K. 1965 - Systematik und ökologie der Poriferen aus litoral-schattengebieten der Nordadria. Z. Morph. Ökol., 55: 1-82.
- RÜTZLER K. 1966 - Die Poriferen einer sorrentiner Höhle., Zool. Anz., 176, Heft 5: 304-319.
- RÜTZLER K. 1973 - Clionid sponges from the coast of Tunisia. Bull. Inst. Océanogr. Pêche, Salammbô, 2 (4): 623-637.
- RÜTZLER K., BROMLEY R.G. - 1981 - *Cliona rhodensis*, new species (Porifera: Hadromerida) from the Mediterranean. Proc. Biol. Soc. Wash., 94 (4): 1219-1225.
- SARÀ M. 1958a - Contributo alla conoscenza dei Poriferi del Mar Ligure. Ann. Mus. Civ. St. Nat. Genova, 70: 207-244.
- SARÀ M. 1958b - Studio dei Poriferi di una grotta di marea del Golfo di Napoli. Arch. Zool. Ital., 40: 203-280.
- SARÀ M. 1959a - Specie nuove di Demospongie provenienti da acque superficiali del Golfo di Napoli. Ann. Ist. Mus. Zool. Univ. Napoli, 11 (7): 1-22.
- SARÀ M. 1959b - *Pseudorachya oxystylis* sp. n. (Demospongiae) e suo rinvenimento nella zona litorale dell'Isola d'Ischia. Ann. Ist. Mus. Zool. Univ. Napoli, 11: 3-7.
- SARÀ M. 1960a - *Diactinolopha*, genere nuovo di Plakinidae per *D. moncharmonti* sp. n. rinvenuta nel golfo di Napoli (Demospongiae). Ann. Ist. Mus. Zool. Univ. Napoli, 12: 1-7.
- SARÀ M. 1960b - Osservazioni sulla composizione, ecologia e differenziamento della fauna di Poriferi di acqua salmastra. Ann. Ist. Mus. Zool. Univ. Napoli, 12: 1-10.
- SARÀ M. 1960c - Poriferi del litorale dell'isola d'Ischia e loro ripartizione per ambienti. Pubbl. Staz. Zool. Napoli, 31: 421-472.
- SARÀ M. 1961a - La fauna di Poriferi delle grotte delle Isole Tremiti. Studio ecologico e sistematico. Arch. Zool. It., 46: 1-59.
- SARÀ M. 1961b - Zonazione dei Poriferi nella grotta della Gaiola. Ann. Ist. Mus. Zool. Univ. Napoli, 13 (1): 1-32.
- SARÀ M. 1964a - Distribuzione ed ecologia dei Poriferi in acque superficiali della Riviera ligure di Levante. Arch. Zool. It., 49: 181-248.
- SARÀ M. 1964b - Poriferi di acque superficiali (0-3m) del litorale italiano. Ann. Pont. Ist. Sup. Sci. Let. "S. Chiara", 14: 299-317.
- SARÀ M. 1969 - Specie nuove di Demospongie provenienti dal coralligeno pugliese. Boll. Mus. Ist. Biol. Univ. Genova, 37 (255): 89-96.
- SARÀ M., 1994 - I popolamenti del Mediterraneo: Ecologia e Storia. In: A. Fiorentini (ed.), Mare ed ecologia, Microart's, Recco: 75-82.
- SARÀ M., BALDUZZI A., BOERO F., PANSINI M., PESSANI D., PRONZATO R. 1978 - Analisi di un popolamento bentonico di falesia del Promontorio di Portofino: dati preliminari. Boll. Mus. Ist. Biol. Univ. Genova, 46: 119-137.
- SARÀ M., GAINO E. 1987 - Interspecific variation in arrangement and morphology of micrasters of *Tethya* species (Porifera, Demospongiae). Zoomorphology, 107: 313-317.
- SARÀ M., MELONE N. 1963 - Poriferi di acque superficiali del litorale pugliese presso Bari. Ann. Pont. Ist. Sup. Sci. Let. "S. Chiara", 13: 1-28.
- SARÀ M., MELONE N. 1966 - *Clathria depressa*, nuova specie di Clathriidae (Demospongiae) dalla Riviera ligure di Levante. Suppl. Ann. Mus. Civ. St. Nat. "G. Doria", 4 (166): 1-4.
- SARÀ M., SIRIBELLI L. 1960 - La fauna di Poriferi delle "secche" del Golfo di Napoli I. La "secca" della Gaiola. Ann. Ist. Mus. Zool. Univ. Napoli, 12: 1-93.

- SARÀ M., SIRIBELLI L. 1962 - La fauna di Poriferi delle "secche" del golfo di Napoli II. La secca di Benda Palummo. Ann. Ist. Mus. Zool. Univ. Napoli, 14: 1-62.
- SCALERA LIACI L., SCISCIOLI M., FIORDIPONTI F. 1976 - Distribuzione dei Poriferi del Mar Piccolo di Taranto. Oebalia, 2 (1): 3-19.
- SCALERA LIACI L., CORRIERO G. 1993 - Distribution of the sponge fauna from the Mar Piccolo and the Mar Grande (Taranto, Ionian Sea). Biol. Mar., Suppl. Notiz. SIBM, 1: 317-318.
- SCHMIDT O. 1862 - Die Spongien des Adriatischen Meeres. Leipzig, 44 pp.
- SCHMIDT O. 1864 - Supplement der Spongien des Adriatischen Meeres. Leipzig, 48 pp.
- SCHMIDT O. 1868 - Die Spongien der Küste von Algier mit Nachträgen zu den Spongien des Adriatischen Meeres (drittes Supplement). Verlag von Wilhelm Engelmann, Leipzig, 42 pp.
- SIRIBELLI L. 1963 - Contribution à la connaissance des Porifères du Fusaro (province de Naples). Rapp. Procès-verbaux réun. C.I.E.S.M., 18 (3): 677-680.
- SOEST R.W.M. VAN 1993 - Distribution of sponges on the Mauritanian continental shelf. Hydrobiologia, 258: 95-106.
- SOEST R.W.M. VAN 1994 - Demosponge distribution patterns. In: R.W.M. van Soest, T. van Kempen, J.C. Braekman (eds.), Sponges in time and space. Balkema, Rotterdam: 213-223.
- SOEST R.W.M. VAN 1998 - Biogeographic scenarios of Marine Demospongiae. In: Y. Watanabe, N. Fusetani (eds.), Sponge Science: multidisciplinary perspectives. Springer-Verlag, Tokyo: 69-81.
- SONNENFELD P., FINETTI I., 1985 - Messinian evaporites in the Mediterranean, A model of continuous inflow and outflow. In: D.J. Stanley, F.C. Wezel (eds.), Geological evolution of the Mediterranean basin. Springer Verlag, Berlin: 347-354.
- STATSOFT 1995 - Statistica release 5 for Windows operating system.
- TOPSENT E. 1894a - Etude monographique des Spongiaires de France I. Tetractinellida. Arch. Zool. Exp. Gén., 2: 259-400.
- TOPSENT E. 1894b - Campagne de la Melita, 1892. Eponges du golfe de Gabès. Mem. Soc. Zool. France, 7: 37-44.
- TOPSENT E. 1895 - Etude monographique des Spongiaires de France. II. - Carnosa. Arch. Zool. Exp. Gén., 3: 493-590.
- TOPSENT E. 1900 - Etude monographique des Spongiaires de France. III. - Monaxonida (Hadromerina). Arch. Zool. Exp. Gén., 8: 1-331.
- TOPSENT E. 1901 - Considerations sur la faune des spongiaires des côtes d'Algérie. Eponges de la Calle. Arch. Zool. Exp. Gén., 9: 327-370.
- TOPSENT E. - 1925a - Eponges de l'Étang de Thau. Bull. Inst. Océanogr. (Monaco), 452: 1-19.
- TOPSENT E. 1925b - Etude de Spongiaires du Golfe de Naples. Arch. Zool. Exp. Gén., 63: 623-725.
- TOPSENT E. 1928 - Spongiaires de l'Atlantique et de la Méditerranée, provenant des croisières du Prince Albert I de Monaco. Rés. Camp. Sci. Albert Monaco, 74: 1-373.
- TOPSENT E. 1929 - Faune et flore méditerranéenne. Porifera. 11 Planches.
- TOPSENT E. 1932 - Notes sur des Clionides. Arch. Zool. Exp. Gén., 74: 549-579.
- TOPSENT E. 1934a - Eponges observées dans les parages de Monaco (Première Partie). Bull. Inst. Océanogr. (Monaco), 650: 1-42.
- TOPSENT E. - 1934b Étude d'éponges littorales du Golfe de Gabès. Bull. Stn. Agric. Pêche Castiglione, (1932): 71-102.
- TOPSENT E. 1936 - Eponges observées dans les parages de Monaco (Deuxième Partie). Bull. Inst. Océanogr. (Monaco), 686: 1-70.
- TOPSENT E. 1938 - Contribution nouvelle à la connaissance des éponges des côtes d'Algérie. Les espèces nouvelles d'O. Schmidt, 1868. Bull. Inst. Océanogr. (Monaco), 758: 1-32.
- TOPSENT E. 1945 - Guide pour la connaissance d'éponges de la Méditerranée. Tableaux de corrections apportées aux mémoires d'O. Schmidt sur le sujet (1862.1864.1868). Bull. Inst. Océanogr. (Monaco), 883: 1-19.
- TOPSENT E., OLIVIER L. 1943 - Éponges observées dans les parages de Monaco (fin). Bull. Inst. Océanogr. (Monaco), 854: 1-12.
- TSURNAMAL M. - 1967 *Chelonaphysilla erecta* n.sp. (Demospongiae, Keratosa) from Mediterranean coast of Israel. Israel J. Zool., 16: 96-100.
- TSURNAMAL M. 1969a - Four new species of mediterranean Demospongiae and new data on *Callites lacazei* Schmidt., Cah. Biol. Mar., 10: 343-357.
- TSURNAMAL M. 1969b - Sponges of Red Sea origin on the Mediterranean coast of Israel. Israel J. Zool., 18: 149-155.
- URIZ M.J. 1981 - Estudio sistemático de las esponjas Astrophorida (Demospongia) de los fondos de pesca de Arrastre, entre Tossa y Calella (Cataluña). Bol. Inst. Esp. Oceanogr., 6 (320): 8-58.
- URIZ M.J. 1982 - Estudio sistemático de las esponjas del orden *Axinellida* (Demospongia) de la Costa Brava (Cataluña). Actas II Simp. Ibér. Estud. Bentos Mar., 3: 57-80.
- URIZ M.J. 1983a - Présence de l'espèce *Esperiopsis fucorum* (Demospongia, Poecilosclerida) en Méditerranée. Vie Milieu, 33 (3-4): 237-240.
- URIZ M.J. 1983b - Contribució a la fauna de esponjas (Demospongia) de Catalunya. An. Sec. Cienc. Col. Univ. Gerona, 7: 1-220.
- URIZ M.J. 1984a - Distribució y afinidades biogeograficas de las esponjas corneas del litoral catalano. Inv. Pesq., 48 (1): 51-58.
- URIZ M.J. 1984b - Material para la fauna de esponjas ibéricas: nuevas señalizaciones de demosponjas en nuestras costas. Acta IV Simp Ibér. Estud. Bentos Mar., 3: 131-140.

- URIZ M. J., BIBILONI M. A. 1984 - Esponjas Homosclerofóridas (Demospongia) del Litoral Catalán. *Misc. Zool.*, 8: 7-12.
- URIZ M.J., MALDONADO M. 1993 - Redescription of some rare sponge species in the Western Mediterranean. *Sci. Mar.*, 57 (4): 353-366.
- URIZ M.J., MALDONADO M., 2000 - The genus *Acanthodendrilla* in the Mediterranean Sea with description of a new species. *Zoosystema*, 22 (2): 401-410.
- URIZ M.J., ROSELL D. 1990 - Sponges from bathyal depths (1000-1750 m) in the Western Mediterranean Sea. *J. Nat. Hist.*, 24: 373-391.
- URIZ M.J., ROSELL D., MARTIN D. 1991 - The sponge population of the Cabrera Archipelago (Balearic Islands): characteristics, distribution, and abundance of the most representative species. *P.S.Z.N.I. Mar. Ecol.*, 13 (2): 101-117.
- VACELET J. 1958 - *Dendrilla acantha* nov. sp. nouvelle éponge cornée Méditerranéenne. Remarques sur les genres *Dendrilla* Lendenfeld et *Megalopastas* Dendy. *Bull. Stn. Mar. Endoume*, 14 (23): 143-147.
- VACELET J. 1959 - Répartition générale des éponges et systématique des éponges cornées de la région de Marseille et de quelques stations méditerranéennes. *Recl. Trav. Stn. Mar. Endoume*, 14, 23: 143-147.
- VACELET J. 1960 - Éponges de la Méditerranée Nord-Occidentale récoltées par le "Président-Théodore-Tissier" (1958). *Rec. Trav. Inst. Pêch. Marit.*, 24 (2): 257-272.
- VACELET J. 1961a - Quelques éponges remarquables de Méditerranée. *Rec. Trav. Inst. Pêch. Marit.*, 25: 351-354.
- VACELET J. 1961b - Spongiaires (Démospogies) de la région de Bonifacio (Corse). *Rec. Trav. Stn. Mar. Endoume*, 22 (36): 351-354.
- VACELET J. 1969 - Éponges de la roche du large et de l'étage bathyal de Méditerranée. *Mém. Mus. Natl. Hist. Natur.*, série A, 59 (2): 146-219.
- VACELET J. 1980a - Les affinités du peuplement de Spongiaires de la Méditerranée. *Journées Étud. Systém. et Biogéogr. Médit.*, Cagliari, C.I.E.S.M.: 29
- VACELET J. 1980b - Squelette calcaire facultatif et corps de régénération dans le genre *Merlia*, éponges apparentées aux Chaetédiidés fossiles. *C. R. Acad. Sci. Paris*, 290 D: 227-230.
- VACELET J. 1996 - Nouvelles signalisations d'éponges profondes en Méditerranée. *Mésogée*, 55: 107-114.
- VACELET J., BOURY-ESNAULT N. 1982 - Une nouvelle éponge du genre *Cranbe* (Demospongiae, Poecilosclerida) de Méditerranée, *C. tailliezi* n. sp. *Trav. Sci. Parc Natl. Port-Cros*, 8: 107-113.
- VACELET J., BOURY-ESNAULT N. 1996 - A new species of carnivorous sponge (Demospongiae: Cladorhizidae) from a Mediterranean cave. In: P. Willenz (ed.), Recent advances in sponge biodiversity inventory and documentation. *Bull. Inst. R. Sci. Nat. Belg. Biol.*, 66 (suppl.): 109-115.
- VACELET J., PEREZ T. 1998 - Two new genera and species of sponges (Porifera, Demospongiae) without skeleton from a Mediterranean cave. *Zoosystema*, 20 (1): 5-22.
- VACELET J., BORCHELLINI C., PEREZ T., BULTEL-PONCÉ V., BROUARD J.P., GUYOT M. 2000 - Morphological, chemical and biochemical characterization of a new species of sponge without skeleton (Porifera, Demospongiae) from Mediterranean Sea. *Zoosystema*, 22 (2): 313-326.
- VOLZ P. - 1939 - Die bohrschwämme (Cloniden) der Adria. *Thalassia*, 3 (2): 3-64.
- VOSMAER G.C.J. 1883 - Studies on sponges. I. On *Velinea gracilis* n.g., n. sp. *Mitt. Zool. St. Neapel*, 4: 437-447.
- VOSMAER G.C.J. 1894 - Preliminary notes on some Tetractinellids of the Bay of Naples. *Tijdschr. Ned. Dierk. Ver.*, 4 (2) 3: 269-286.
- VOULTSIADOU-KOUKOURAS E. 1987 - Some remarks on the Mediterranean species of the genus *Aphysina* (Demospongiae, Verongida). In: J. Vacelet and N. Boury-Esnault (eds.), *Taxonomy of Porifera from the N.E. Atlantic and Mediterranean sea*, NATO ASI series, 13 (G), Springer Verlag, New York: 275-280.
- VOULTSIADOU-KOUKOURAS E., KOUKOURAS A. 1993 - Contribution to the knowledge of Keratose Sponges (Dictyoceratida, Dendroceratida, Verongida: Demospongia, Porifera) of the Aegean Sea. *Mitt. Zool. Mus. Berl.*, 69 (1): 57-72.
- VOULTSIADOU-KOUKOURAS E., VAN SOEST R.W.M. 1991a - *Hemiassterella aristoteliana* n. sp. (Porifera, Hadromerida) from the Aegean Sea with a discussion on the family Hemiassterellidae. *Bijd. Dierk.*, 61 (1): 43-49.
- VOULTSIADOU-KOUKOURAS E., VAN SOEST R.W.M. 1991b - *Phorbas posidoni* n. sp. (Porifera, Poecilosclerida) from the Aegean Sea, with a discussion of the family Anchinoidae. *J. Nat. Hist.*, 25: 827-836.
- VOULTSIADOU-KOUKOURAS E., VAN SOEST R.W.M., Koukouras A. 1991 - *Coscinoderma sporadense* sp. n. from the Aegean Sea with comments on *Coscinoderma confragosum* (Porifera, Dictyoceratida). *Zool. Ser.*, 20 (3): 195-199.
- VOULTSIADOU-KOUKOURAS E., VAN SOEST R.W.M. 1993 - Suberitidae (Demospongiae, Hadromerida) from the North Aegean Sea. *Beaufortia*, 43 (11): 176-186.
- WEERDT W.H., DE 1986 - A systematic revision of the north-eastern Atlantic shallow-water Haplosclerida (Porifera, Demospongiae), part II: Chalinidae. *Beaufortia*, 36, 6: 81-165.
- WEERDT W.H. DE, VAN SOEST, R.W.M. 1986 - Marine shallow water Haplosclerida (Porifera) from the south-eastern part of the North Atlantic Ocean. *Zool. Verh. (Leiden)*, 225: 1-49.
- ZE A S., 2001 - Patterns of sponge (Porifera, Demospongiae) distribution in remote, oceanic reef complexes of the southwestern Caribbean. *Rev. Acad. Colomb. Cienc.*, 25: 579-592.
- ZIBROWIUS H., 1985 - Spongiaires Hexactinellides vivant en mer Ionienne par 2000 m de profondeur. *Rapp. Comm. Int. Mer Médit.*, 29: 5.



List of Demosponges hitherto recorded from the Mediterranean Sea and their distribution in fifteen areas of the basin: A) Golfe du Lion; B) Ligurian Sea; C) Northern Tyrrhenian Sea; D) Northern Adriatic Sea; E) Catalunya and Balearic Islands; F) Central Tyrrhenian Sea; G) Southern Adriatic Sea; H) Southern Tyrrhenian Sea; I) Alboran Sea; J) Algerian basin; K) Tunisia, Malta, south-western Sicily; L) Ionian Sea; M) Aegean Sea; N) Levant basin, Cyprus; O) Egyptian coasts.

	A	B	C	D	E	F	G	H	I	J	K	L	M	N	O
<b>Plakinidae</b>															
<i>Corticium bowerbanki</i> Sarà, 1960						*	*						*		
<i>Corticium candelabrum</i> Schmidt, 1862	*	*	*	*	*	*	*			*		*		*	
<i>Corticium reductum</i> Pulitzer-Finali, 1983												*			
<i>Corticium topsenti</i> Pouliquen, 1972	*					*									
<i>Oscarella imperialis</i> Muricy et al., 1996	*														
<i>Oscarella lobularis</i> (Schmidt, 1862)	*	*	*	*	*	*	*	*		*	*	*		*	
<i>Oscarella microlobata</i> Muricy et al., 1996	*														
<i>Oscarella tuberculata</i> (Schmidt, 1868)	*														
<i>Oscarella viridis</i> Muricy et al., 1996	*														
<i>Placinoloba moncharmonti</i> (Sarà, 1960)		*				*									
<i>Plakina dilopha</i> Schulze, 1880	*	*				*									
<i>Plakina monolopha</i> Schulze, 1880	*	*	*		*	*	*	*	*						
<i>Plakina trilopha</i> Schulze, 1880	*	*		*	*	*	*		*				*		
<i>Plakinastrella copiosa</i> Schulze, 1880	*	*			*										
<i>Plakinastrella mixta</i> Maldonado, 1992										*					
<i>Plakortis simplex</i> Schulze, 1880	*	*	*	*	*	*	*	*	*		*		*		
<i>Pseudocorticium jarrei</i> Boury-Esnault et al., 1995	*														
<b>Tetillidae</b>															
<i>Cinachyra cavernosa</i> (Lamarck, 1815)														*	*
<i>Cinachyrella tarentina</i> (Pulitzer-Finali, 1983)													*		
<i>Craniella cranium</i> (Müller, 1789)		*		*	*		*		*						
<i>Craniella repens</i> Sarà, 1958							*								
<b>Samidae</b>															
<i>Samus anonymus</i> Gray, 1867							*	*					*		
<b>Ancorinidae</b>															
<i>Stelletta defensa</i> Pulitzer-Finali, 1983		*													
<i>Stelletta dichoclada</i> Pulitzer-Finali, 1983		*													
<i>Stelletta dorsigera</i> Schmidt, 1864	*	*		*	*	*									
<i>Stelletta grubii</i> Schmidt, 1862	*	*		*	*	*	*			*		*			
<i>Stelletta hispida</i> (Buccich, 1886)	*				*	*	*		*						
<i>Stelletta lactea</i> Carter, 1871	*	*	*		*	*						*			
<i>Stelletta mediterranea</i> Topsent, 1893					*				*						
<i>Stelletta pumex</i> (Nardo, 1847)				*	*							*			
<i>Stelletta simplicissima</i> (Schmidt, 1868)			*							*					
<i>Stelletta stellata</i> Topsent, 1893		*	*	*		*						*			
<i>Jaspis incrustans</i> (Topsent, 1890)				*					*						
<i>Jaspis johnstoni</i> (Schmidt, 1862)	*	*	*	*	*	*	*	*	*	*		*			
<i>Ancorina radix</i> Marenzeller, 1889				*	*	*	*								
<i>Ancorina wagneri</i> (Schmidt, 1862)				*	*	*									

<i>Stryphnus mucronatus</i> (Schmidt, 1868)	*	*		*	*	*			*	*		*							
<i>Stryphnus ponderosus</i> (Bowerbank, 1866)				*	*				*										
<i>Penares candidata</i> (Schmidt, 1868)				*					*	*									
<i>Penares helleri</i> (Schmidt, 1864)	*	*	*	*	*	*	*	*					*					*	
<i>Holoxea furtiva</i> Topsent, 1892	*	*		*	*	*						*							
<b>Calthropellidae</b>																			
<i>Calthropella inopinata</i> Pulitzer-Finali, 1983																			
<i>Calthropella pathologica</i> (Schmidt, 1868)	*											*	*		*				
<i>Calthropella recondita</i> Pulitzer-Finali, 1972							*												
<i>Calthropella stelligera</i> (Schmidt, 1868)				*									*						
<b>Geodiidae</b>																			
<i>Erylus corsicus</i> Pulitzer-Finali, 1983				*															
<i>Erylus deficiens</i> (Topsent, 1927)				*															
<i>Erylus discophorus</i> (Schmidt, 1862)	*	*	*	*	*	*	*	*	*	*	*	*	*	*	*	*	*	*	*
<i>Erylus euastrum</i> (Schmidt, 1868)	*	*	*	*	*	*	*	*	*	*	*	*	*	*	*	*	*	*	*
<i>Erylus expletus</i> Topsent, 1927	*																		
<i>Erylus mamillaris</i> (Schmidt, 1862)							*						*						
<i>Erylus papulifer</i> Pulitzer-Finali, 1983		*										*			*				
<i>Caminus vulcani</i> Schmidt, 1862	*			*	*	*	*	*	*	*	*	*	*	*	*	*	*	*	*
<i>Pachymatisma intermedia</i> (Schmidt, 1868)															*				
<i>Pachymatisma johnstonia</i> (Bowerbank, 1844)								*											
<i>Geodia conchilega</i> Schmidt, 1862	*	*		*	*	*	*	*	*	*	*	*	*	*	*	*	*	*	*
<i>Geodia cydonium</i> (Jameson, 1811)	*	*	*	*	*	*	*	*	*	*	*	*	*	*	*	*	*	*	*
<i>Geodia micrapunctata</i> Row, 1911																			*
<i>Geodia tuber</i> Lendenfeld, 1894				*															
<i>Isops anceps</i> (Vosmaer, 1894)							*				*								
<i>Isops canaliculata</i> (Schmidt, 1868)												*							
<i>Isops intuta</i> (Topsent, 1892)	*	*		*			*		*		*								
<i>Isops loricata</i> (Lendenfeld, 1894)									*										
<i>Sidonops geodina</i> (Schmidt, 1868)								*					*						
<b>Pachastrellidae</b>																			
<i>Characella tripodaria</i> (Schmidt, 1868)													*	*					
<i>Dercitus plicatus</i> (Schmidt, 1868)	*	*	*	*	*	*	*	*	*	*	*	*	*	*	*	*	*	*	*
<i>Pachastrella echinorhabda</i> Pulitzer-Finali, 1972										*									
<i>Pachastrella monilifera</i> Schmidt, 1868	*	*		*	*	*	*	*	*	*	*	*	*	*	*	*	*	*	*
<i>Pachastrella amygdaloides</i> (Carter, 1876)		*		*	*	*	*												
<i>Poecillastra compressa</i> (Bowerbank, 1866)	*	*	*	*	*	*	*	*	*	*	*	*	*	*	*	*	*	*	*
<i>Poecillastra dissimilis</i> (Sarà, 1959)								*	*						*				
<i>Poecillastra rudiastra</i> Pulitzer-Finali, 1983		*																	
<i>Poecillastra saxicola</i> (Topsent, 1892)		*		*															
<i>Stoeba lesinensis</i> (Lendenfeld, 1894)										*									
<i>Thenea muricata</i> (Bowerbank, 1858)	*	*	*	*	*	*	*	*	*	*	*	*	*	*	*	*	*	*	*
<i>Tripotemma simplex</i> (Sarà, 1959)	*						*		*										

A B C D E F G H I J K L M N O

<i>Vulcanella aberrans</i> (Maldonado & Uriz, 1996)										*								
<i>Vulcanella gracilis</i> (Sollas, 1888)	*	*			*					*			*	*				
<i>Vulcanella (Annulastrella) verruculosa</i> (Pulitzer-Finali, 1983)		*																
<b>Thrombidae</b>																		
<i>Thrombus abyssi</i> (Carter, 1873)	*						*									*		
<b>Clionaidae</b>																		
<i>Cliona amplicavata</i> Rützler, 1974					*													
<i>Cliona burtoni</i> Topsent, 1932		*																
<i>Cliona celata</i> Grant, 1826	*	*		*	*	*	*	*	*		*	*	*					
<i>Cliona janitrix</i> Topsent, 1932	*	*	*										*					
<i>Cliona lobata</i> Hancock, 1849	*	*	*				*											
<i>Cliona parenzani</i> Corriero & Liaci, 1997																*		
<i>Cliona rhodensis</i> Rützler & Bromley, 1981	*			*			*						*	*	*			
<i>Cliona schmidtii</i> (Ridley, 1881)	*		*	*	*	*	*	*	*	*	*	*	*	*	*		*	
<i>Cliona thoosina</i> Topsent, 1887																*		
<i>Cliona topsenti</i> (Lendenfeld, 1896)							*									*		
<i>Cliona vermifera</i> Hancock, 1867	*		*	*			*									*		
<i>Cliona viridis</i> Schmidt, 1862	*	*	*	*	*	*	*	*	*	*	*	*	*	*	*	*	*	*
<i>Cliothosa hancocki</i> (Topsent, 1888)		*	*	*			*	*					*	*				
<i>Pione vastifica</i> (Hancock, 1849)	*	*		*	*	*	*	*	*	*			*	*				
<i>Thoosa armata</i> Topsent, 1888	*																	
<i>Thoosa mollis</i> Volz, 1939	*			*	*	*	*	*	*							*		
<i>Volzia albicans</i> (Volz, 1939)					*											*		
<i>Volzia rouvignensis</i> (Volz, 1939)				*														
<b>Hemiastrellidae</b>																		
<i>Hemiasterella aristoteliana</i>																		
<i>Voultsiadou-Koukoura</i> & van Soest, 1991																*		
<i>Paratimea constellata</i> (Topsent, 1893)		*			*					*								
<i>Paratimea oxeata</i> Pulitzer-Finali, 1978							*											
<i>Paratimea pierantonii</i> Sarà, 1958							*											
<i>Stelligera nux</i> Lendenfeld, 1896									*									
<i>Stelligera rigida</i> (Montagu, 1818)	*				*					*								
<i>Stelligera stuposa</i> (Ellis & Solander, 1786)		*		*	*		*			*						*		
<b>Placospongiidae</b>																		
<i>Placospongia decorticans</i> (Hanitsch, 1895)							*	*	*							*		
<b>Polymastiidae</b>																		
<i>Polymastia inflata</i> Cabioch, 1968		*			*													
<i>Polymastia mammillaris</i> (Müller, 1806)	*	*	*	*	*	*				*								
<i>Polymastia polyrylota</i> Vacelet, 1969	*	*								*								
<i>Polymastia robusta</i> (Bowerbank, 1861)	*	*		*	*	*												
<i>Polymastia sola</i> Pulitzer-Finali, 1983	*																	

A B C D E F G H I J K L M N O

<i>Polymastia tissieri</i> (Vaculet, 1961)	*			*								*					
<i>Atergia corticata</i> Stephens, 1915											*						
<i>Quasillina brevis</i> (Bowerbank, 1861)	*			*							*	*					
<i>Radiella sol</i> Schmidt, 1870		*															
<i>Radiella sarsi</i> (Ridley & Dendy, 1886)							*										
<i>Weberella verrucosa</i> Vaculet, 1960	*	*				*											
<i>Pseudotrachya hystrix</i> (Topsent, 1892)	*						*				*						
<i>Pseudotrachya oxystyla</i> Sarà, 1959		*					*										
<b>Spirastrellidae</b>																	
<i>Diplastrella bistellata</i> (Schmidt, 1862)	*	*		*	*	*	*	*	*	*	*	*			*		
<i>Diplastrella ornata</i> Rützler & Sarà, 1962							*	*						*	*		
<i>Spirastrella cunctatrix</i> Schmidt, 1868	*	*		*	*	*	*	*	*	*	*	*	*	*	*	*	*
<i>Spirastrella minax</i> (Topsent, 1888)	*	*		*	*	*	*	*	*								
<b>Stylacordylidae</b>																	
<i>Stylacordyla pellita</i> (Topsent, 1904)																	*
<b>Suberitidae</b>																	
<i>Aaptos aaptos</i> (Schmidt, 1864)	*	*	*	*	*	*	*	*	*	*	*	*	*	*	*	*	*
<i>Aaptos papillata</i> (Keller, 1880)		*					*										
<i>Prosuberites epiphytum</i> (Lamarck, 1815)	*	*		*	*	*	*						*				
<i>Prosuberites longispina</i> Topsent, 1893	*		*	*	*	*	*				*		*				
<i>Prosuberites modestus</i> Pulitzer-Finali, 1978							*										
<i>Prosuberites rugosus</i> Topsent, 1893	*				*					*							
<i>Protosuberites ectyoninus</i> (Topsent, 1900)		*			*												
<i>Protosuberites ferrerhernandezii</i> (Ferrer-Hernandez, 1921)							*										
<i>Protosuberites rugosus</i> (Schmidt, 1868)							*		*		*						
<i>Pseudosuberites hyalinus</i> (Ridley & Dendy, 1887)	*	*		*	*	*	*		*		*				*		
<i>Pseudosuberites mollis</i> Topsent, 1925	*																
<i>Pseudosuberites sulphureus</i> (Bowerbank, 1866)		*					*	*		*	*	*	*	*	*		
<i>Rbizaxinella elongata</i> (Ridley & Dendy, 1887)	*	*		*	*	*	*										
<i>Rbizaxinella gracilis</i> (Lendenfeld, 1896)	*	*		*	*	*	*										
<i>Rbizaxinella pyriferia</i> (Delle Chiaje, 1828)	*	*	*	*	*	*	*		*		*				*		
<i>Suberites carnosus</i> (Johnston, 1842)	*	*	*	*	*	*	*		*	*	*	*	*	*	*	*	*
<i>Suberites domuncula</i> (Olivi, 1792)	*	*	*	*	*	*	*		*	*	*	*	*	*	*	*	*
<i>Suberites ficus</i> (Esper, 1806)	*	*	*	*	*	*	*		*	*					*		
<i>Suberites massa</i> Nardo, 1847				*	*		*				*			*			
<i>Suberites syringella</i> (Schmidt, 1868)		*					*				*			*			
<i>Terpios fugax</i> (Duchassaing & Michelotti, 1864)	*	*	*	*	*	*	*	*	*	*	*			*	*		
<b>Tethyidae</b>																	
<i>Tethya aurantium</i> (Pallas, 1766)	*	*	*	*	*	*	*	*	*	*	*	*	*	*	*	*	*
<i>Tethya citrina</i> Sarà & Melone, 1965	*	*	*	*	*	*	*	*	*	*	*			*			



	A	B	C	D	E	F	G	H	I	J	K	L	M	N	O
<b>Timeidae</b>															
<i>Timea bifidostellata</i> Pulitzer-Finali, 1983							*								
<i>Timea chondrilloides</i> (Topsent, 1904)	*	*												*	
<i>Timea crassa</i> (Topsent, 1900)	*					*		*	*					*	
<i>Timea cumana</i> Pulitzer-Finali, 1978						*		*	*						
<i>Timea fasciata</i> Topsent, 1934	*	*	*		*	*	*	*	*					*	
<i>Timea geministellata</i> Pulitzer-Finali, 1978						*									
<i>Timea irregularis</i> Sarà & Siribelli, 1960		*				*									
<i>Timea mixta</i> (Topsent, 1896)		*			*										
<i>Timea simplicistellata</i> Pulitzer-Finali, 1983		*												*	
<i>Timea stellata</i> (Bowerbank, 1866)		*		*	*	*	*	*	*			*	*		
<i>Timea stellifasciata</i> Sarà & Siribelli, 1960						*	*								
<i>Timea unistellata</i> (Topsent, 1892)		*			*	*	*	*	*			*	*		
<b>Alectonidae</b>															
<i>Alectona millari</i> Carter, 1879	*	*	*		*	*	*	*	*					*	
<i>Delectona alboransis</i> Rosell, 1996											*				
<i>Delectona ciconiae</i> Bavestrello et al., 1996				*											
<i>Delectona madreporica</i> Bavestrello et al., 1997		*													
<i>Dotona pulchella mediterranea</i> Carter, 1880										*					
<i>Spiroxya heteroclita</i> Topsent, 1896			*		*	*								*	
<i>Spiroxya levispira</i> (Topsent, 1898)	*					*								*	
<i>Spiroxya pruvoti</i> (Topsent, 1900)					*										
<i>Spiroxya sarai</i> (Melone, 1965)		*	*		*										
<b>Chondrillidae</b>															
<i>Chondrosia plebeja</i> Schmidt, 1868											*				
<i>Chondrosia reniformis</i> Nardo, 1847	*	*	*	*	*	*	*	*	*	*	*	*	*	*	*
<i>Chondrilla nucula</i> Schmidt, 1862	*	*	*	*	*	*	*	*	*			*	*		*
<i>Thymosiopsis conglomerans</i> Vacelet et al., 2000	*														
<i>Thymosiopsis cuticulatus</i> Vacelet & Perez, 1998	*														
<b>Corallistidae</b>															
<i>Corallistes masoni</i> (Bowerbank, 1869)	*	*				*									
<b>Theonellidae</b>															
<i>Discodermia polydiscus</i> Bocage, 1870	*													*	
<b>Siphonidiidae</b>															
<i>Siphonidium ramosum</i> (Schmidt, 1870)	*	*				*							*		
<b>Azoriciidae</b>															
<i>Leiodermatium lynceus</i> Schmidt, 1870						*									
<b>Desmanthidae</b>															
<i>Desmanthus incrustans</i> (Topsent, 1889)	*	*				*							*		

<i>Petromica grimaldi</i> Topsent, 1898					*			*										
<i>Sulcastrella tenens</i> (Vacelet, 1969)	*							*										
<b>Acarinidae</b>																		
<i>Acarinus souriei</i> (Lévi, 1952)		*																
<i>Acarinus polytylus</i> Pulitzer-Finali, 1983																		*
<i>Acarinus tortilis</i> Topsent, 1892	*	*				*	*	*		*		*	*					
<i>Acheliderma lemmiscata</i> Topsent, 1892						*												
<i>Damiria curvata</i> (Vacelet, 1969)	*																	
<i>Iophon hyndmani</i> Bowerbank, 1866						*				*								
<i>Iophon nigricans</i> (Bowerbank, 1866)										*								
<i>Iophon pattersoni</i> (Bowerbank, 1866)						*												
<b>Microcionidae sub fam Microcioninae</b>																		
<i>Clathria anchorata</i> (Carter, 1874)	*									*								
<i>Clathria arroyoi</i> Uriz, 1984								*										
<i>Clathria coralloides</i> (Olivi, 1792)	*	*		*	*	*	*	*		*	*	*						
<i>Clathria compressa</i> Schmidt, 1862	*	*		*	*	*				*								
<i>Clathria depressa</i> Sarà & Melone, 1966		*																
<i>Clathria marissuperi</i> Pulitzer-Finali, 1983						*												
<i>Clathria oxEIFera</i> (Ferrer Hernandez, 1921)						*												
<i>Clathria plurityla</i> Pulitzer-Finali, 1983						*												
<i>Clathria toxistriata</i> Topsent, 1925	*	*		*	*													
<i>Clathria toxistyla</i> (Sarà, 1959)		*		*	*			*	*									*
<i>Clathria toxivaria</i> (Sarà, 1959)	*	*	*	*	*	*	*	*										*
<i>Clathria (Microcionia) angularis</i> (Sarà & Siribelli, 1960)								*										
<i>Clathria (Microcionia) armata</i> (Bowerbank, 1866)						*				*								*
<i>Clathria (Microcionia) atrasanguinea</i> (Bowerbank, 1862)	*	*		*	*													
<i>Clathria (Microcionia) chelifera</i> (Lévi, 1960)										*					*			
<i>Clathria (Microcionia) cleistochela</i> (Topsent, 1925)		*						*							*			
<i>Clathria (Microcionia) duplex</i> (Sarà, 1958)								*	*	*								
<i>Clathria (Microcionia) frogeti</i> (Vacelet, 1969)	*																	
<i>Clathria (Microcionia) gadalis</i> (Topsent, 1925)	*	*		*				*		*					*			*
<i>Clathria (Microcionia) haplotoxa</i> (Topsent, 1928)															*			
<i>Clathria (Microcionia) levii</i> (Sarà & Siribelli, 1960)								*										
<i>Clathria (Microcionia) poecilosciera</i> (Sarà & Siribelli, 1960)								*										
<i>Clathria (Microcionia) spinarcus</i> (Carter & Hope, 1889)	*			*	*	*				*				*				
<i>Clathria (Microcionia) strepsitoxa</i> (Hope, 1889)	*			*	*									*	*			
<i>Clathria (Microcionia) cfr. tenuissima</i> (Stephens, 1916)								*										
<i>Clathria (Microcionia) toximajor</i> (Topsent, 1925)								*	*									
<i>Clathria (Microcionia) toxirecta</i> (Sarà & Siribelli, 1960)								*										
<i>Clathria (Microcionia) toxitenuis</i> (Topsent, 1925)	*	*		*	*	*				*				*				
<i>Clathria (Thalysias) jolicoeuvi</i> (Topsent, 1892)	*	*		*	*													*
<b>Microcionidae sub fam Ophlitaspongiinae</b>																		
<i>Antho dichotoma</i> (Esper, 1794)										*								
<i>Antho involvens</i> (Schmidt, 1864)	*	*	*	*	*	*	*	*		*	*	*	*					

A B C D E F G H I J K L M N O

<i>Antho involvens</i> inconstans Topsent, 1925						*												
<i>Antho paradoxa</i> Babic, 1922				*														
<i>Antho paucispina</i> Sarà & Siribelli, 1962						*												
<i>Antho arcitenens</i> (Topsent, 1892) <i>incertae sedis</i>					*													
<i>Antho</i> ( <i>Acarinia</i> ) <i>circonflexa</i> (Lévi, 1960)						*												
<i>Antho</i> ( <i>Acarinia</i> ) <i>coriacea</i> (Bowerbank, 1874)						*												
<i>Antho</i> ( <i>Acarinia</i> ) cfr. <i>novizelanic</i> a (Ridley, 1881)								*										
<i>Antho</i> ( <i>Acarinia</i> ) <i>dirrhopalina</i> (Topsent, 1927)					*													
<i>Ophlitaspongia seriata</i> (Grant, 1826)				*														
<i>Ophlitaspongia translata</i> Pulitzer-Finali, 1978						*												
<b>Raspailiidae</b>																		
<i>Raspailia gracillima</i> Topsent, 1894											*	*						
<i>Raspailia viminalis</i> Schmidt, 1862	*	*	*	*	*	*	*				*	*					*	
<i>Raspailia virgultosa</i> (Bowerbank, 1866)		*		*														
<i>Aulospongius spinosum</i> (Topsent, 1928)										*								
<i>Endectyon delaubenfelsi</i> Burton, 1930		*				*												
<i>Endectyon pilosus</i> (Vacelet, 1961)		*			*													
<i>Eurypon cinctum</i> Sarà, 1960		*			*	*			*									
<i>Eurypon clavatum</i> (Bowerbank, 1866)	*	*				*										*		
<i>Eurypon coronula</i> (Bowerbank, 1874)	*	*			*				*									
<i>Eurypon denisae</i> (Vacelet, 1969)	*																	
<i>Eurypon hispidulum</i> (Topsent, 1904)	*																	
<i>Eurypon lacazei</i> (Topsent, 1891)	*	*			*	*												
<i>Eurypon major</i> Sarà & Siribelli, 1960		*				*	*											
<i>Eurypon obtusum</i> (Vacelet, 1969)	*																	
<i>Eurypon pilosella</i> (Topsent, 1904)									*									
<i>Eurypon topsenti</i> Pulitzer-Finali, 1983		*														*		
<i>Eurypon vesicularis</i> Sarà & Siribelli, 1960		*				*	*											
<i>Eurypon viride</i> (Topsent, 1889)	*	*			*	*	*	*	*	*	*	*	*	*	*	*	*	*
<i>Hymenaphia stellifera</i> (Bowerbank, 1866)						*												
<i>Raspaciona aculeata</i> (Johnston, 1842)	*	*			*	*	*					*	*	*	*	*	*	*
<i>Raspaciona calva</i> Sarà, 1958						*												
<i>Raspaciona robusta</i> Sarà, 1958						*												
<i>Rhabdeurypon spinosum</i> Vacelet, 1969	*				*													
<i>Ceratopison minor</i> Pulitzer-Finali, 1983		*																
<i>Lithoplocamnia spinispiculum</i> (Carter, 1876)	*								*									
<b>Rhabderemiidae</b>																		
<i>Rhabderemia indica</i> Dendy, 1905				*				*							*			
<i>Rhabderemia minutula</i> (Carter, 1876)	*	*	*		*	*	*											
<i>Rhabderemia toxigena</i> Topsent, 1892					*													
<i>Rhabderemia spinosa</i> Topsent, 1896	*																	
<b>Chondropsidae</b>																		
<i>Batzella friabilis</i> Pulitzer-Finali, 1978						*												

	A	B	C	D	E	F	G	H	I	J	K	L	M	N	O
<i>Batzella inops</i> (Topsent, 1891)	*	*	*		*	*	*	*	*	*	*	*			
<i>Psammodema nicaeense</i> (Pulitzer-Finali & Pronzato, 1980)	*														
<b>Coelosphaeridae</b>															
<i>Chaetodoryx richardi</i> Topsent, 1927	*					*	*								
<i>Coelosphaera (Histodermion) cryosi</i> (Boury-Esnault et al., 1994)										*					
<i>Forcepia (Leptolabis) brunnea</i> (Topsent, 1904)	*				*	*				*					
<i>Forcepia (Leptolabis) exilis</i> (Topsent, 1892)	*														
<i>Forcepia (Leptolabis) luciensis</i> (Topsent, 1888)	*	*				*				*	*				
<i>Forcepia (Leptolabis) megachela</i> (Maldonado, 1992)										*					
<i>Histodermella apuliae</i> Sarà, 1969								*							
<i>Lissodendoryx cavernosa</i> (Topsent, 1892)						*	*					*			
<i>Lissodendoryx schmidti</i> (Ridley, 1844)														*	
<i>Lissodendoryx basispinosa</i> Sarà, 1958					*	*									
<i>Lissodendoryx caduca</i> (Schmidt, 1868)										*					
<i>Lissodendoryx cavernosa</i> (Topsent, 1892)	*	*				*						*			
<i>Lissodendoryx isodictyalis</i> (Carter, 1882)	*	*	*		*	*	*	*	*	*		*			
<i>Lissodendoryx lundbecki</i> Topsent, 1913										*					
<b>Crambeidae</b>															
<i>Crambe crambe</i> (Schmidt, 1862)	*	*	*	*	*	*	*	*	*	*	*	*	*	*	*
<i>Crambe tailliezi</i> Vacelet & Boury-Esnault, 1982	*	*			*				*						
<i>Crambe tuberosa</i> Maldonado & Benito, 1991									*						
<i>Discorhabdella bindei</i> Boury-Esnault et al., 1992									*						
<b>Crellidae</b>															
<i>Anisocrella hymedesmina</i> Topsent, 1927	*									*					
<i>Crella elegans</i> (Schmidt, 1862)	*	*	*	*	*	*				*					
<i>Crella pulvinar</i> (Schmidt, 1868)	*	*	*		*	*				*	*				
<i>Crella rubiginosa</i> (Schmidt, 1862)				*											
<i>Crella (Pytheas) alba</i> (Vacelet, 1969)	*														
<i>Crella (Pytheas) digitifera</i> (Lévi, 1959)		*													
<i>Crella (Pytheas) fusifera</i> (Sarà, 1969)							*								
<i>Crella (Pytheas) nodulosa</i> (Sarà, 1959)							*								
<i>Crella (Pytheas) rosea</i> (Topsent, 1892)	*	*	*		*	*			*	*	*	*	*		
<i>Crella (Pytheas) sigmata</i> (Topsent, 1925)	*	*			*	*			*						
<i>Crella (Yvesia) pyrula</i> (Carter, 1876)									*						
<i>Crella (Yvesia) topsenti</i> (Babic, 1922)	*	*	*												
<i>Crellastrina alecto</i> (Topsent, 1898)													*		
<b>Desmacididae</b>															
<i>Desmacidon adriatica</i> Sarà, 1969							*								
<i>Desmacidon fruticosa</i> Montagu, 1818	*				*				*						
<b>Hymedesmiidae</b>															
<i>Hemimycale columella</i> (Bowerbank, 1874)	*	*	*	*	*	*	*	*	*	*	*	*	*	*	*
<i>Hamigera hamigera</i> (Schmidt, 1862)				*	*		*					*	*		



A B C D E F G H I J K L M N O

<i>Hymedesmia baculifera</i> (Topsent, 1901)	*			*	*			*	*									
<i>Hymedesmia bronstedii</i> Burton, 1930					*													
<i>Hymedesmia castanea</i> Sarà, 1964	*																	
<i>Hymedesmia consanguinea</i> Lundbeck, 1910				*														
<i>Hymedesmia</i> cfr. <i>depressa</i> Topsent, 1928									*									
<i>Hymedesmia gracilisigma</i> Topsent, 1928	*	*																
<i>Hymedesmia inflata</i> Vacelet, 1969	*																	
<i>Hymedesmia koebleri</i> (Topsent, 1896)									*									
<i>Hymedesmia mollis</i> Lundbeck, 1910				*														
<i>Hymedesmia mutabilis</i> (Topsent, 1904)	*															*		
<i>Hymedesmia omissa</i> Topsent, 1938											*							
<i>Hymedesmia pansa</i> Bowerbank, 1882		*	*		*	*		*	*							*		
<i>Hymedesmia peachi</i> Bowerbank, 1882	*	*			*	*	*	*	*							*		
<i>Hymedesmia pennata</i> Bronsted, 1932											*							
<i>Hymedesmia plicata</i> Topsent, 1928	*																	
<i>Hymedesmia</i> cfr. <i>pugio</i> Lundbeck, 1910									*									
<i>Hymedesmia risoi</i> (Topsent, 1936)	*						*											
<i>Hymedesmia serrulata</i> Vacelet, 1969	*																	
<i>Hymedesmia versicolor</i> (Topsent, 1893)	*				*	*	*									*		
<i>Hymetrichita rectirhaphis</i> Pulitzer-Finali, 1983							*											
<i>Hymedesmia (Stylopus) dujardini</i> (Bowerbank, 1866)	*	*			*	*			*	*	*	*	*	*	*			
<i>Hymedesmia (Stylopus) nigrescens</i> (Topsent, 1925)	*					*		*										*
<i>Hymedesmia (Stylopus) pulposus</i> (Topsent, 1925)	*	*				*												
<i>Phorbas deudyi</i> (Topsent, 1892)					*	*												
<i>Phorbas dives</i> (Topsent, 1891)	*				*	*	*		*		*	*	*	*	*			
<i>Phorbas fibulatum</i> (Topsent, 1893)	*				*	*	*		*		*							
<i>Phorbas fictitius</i> Bowerbank, 1866	*	*	*	*	*	*	*	*	*	*	*	*	*	*	*	*		
<i>Phorbas coriaceus</i> (Fristedt, 1885)	*				*	*			*									
<i>Phorbas lieberkuhni</i> (Burton, 1930)	*		*				*											
<i>Phorbas mercator</i> Schmidt, 1868	*		*						*	*	*	*	*	*	*			
<i>Phorbas paupertas</i> Bowerbank, 1866	*	*	*			*	*	*	*	*	*	*	*	*	*			
<i>Phorbas plumosum</i> (Montagu, 1818)	*		*		*	*		*										
<i>Phorbas posidoni</i> Voultziadou-Koukoura & van Soest, 1991																		*
<i>Phorbas tenacior</i> (Topsent, 1925)	*	*	*		*	*	*	*	*						*	*		
<i>Plocamionida ambigua</i> (Bowerbank, 1866)	*	*			*				*									
<i>Spanioplone armaturum</i> (Bowerbank, 1866)	*	*			*										*			
<i>Spanioplone osculosum</i> (Topsent, 1892)	*																	
<b>Myxillidae</b>																		
<i>Melananchora emphysema</i> (Schmidt, 1875)	*	*																
<i>Myxilla incrustans</i> (Topsent, 1892)	*								*	*	*							
<i>Myxilla iotrochotina</i> (Topsent, 1892)	*					*		*						*				
<i>Myxilla macrosigma</i> Boury-Esnault, 1971	*				*													
<i>Myxilla prouboi</i> (Topsent, 1892)	*	*		*	*	*				*							*	*
<i>Myxilla rosacea</i> (Lieberkuhn, 1859)	*	*	*	*	*	*	*	*	*	*	*	*	*	*	*	*	*	*

<b>Tedaniidae</b>																			
<i>Tedania anbelans</i> (Lieberkühn, 1859)	*	*	*	*	*	*	*	*	*										*
<i>Tedania digitata</i> (Schmidt, 1862)				*	*	*						*	*						
<b>Cladorhizidae</b>																			
<i>Asbestopluma hypogea</i> Vacelet & Boury-Esnault, 1996	*																		
<i>Cladorhiza abyssicola</i> Sars, 1872		*		*								*							
<b>Desmacellidae</b>																			
<i>Biemna partenopea</i> Pulitzer-Finali, 1978				*			*				*								
<i>Biemna peachi</i> Bowerbank, 1861	*										*								
<i>Biemna tenuisigna</i> Pulitzer-Finali, 1978								*											
<i>Biemna variantia</i> (Topsent, 1927)											*								
<i>Desmacella inornata</i> (Bowerbank, 1866)	*	*	*								*		*	*					
<i>Desmacella annexa</i> (Schmidt, 1870)	*	*	*	*	*	*					*							*	
<i>Desmacella campechianum</i> (Topsent, 1889)																		*	
<i>Dragnetella aberrans</i> (Topsent, 1890)	*	*									*								
<b>Esperiopsidae</b>																			
<i>Esperiopsis ficorum</i> Esper, 1794							*				*								
<i>Esperiopsis strongylophora</i> Vacelet, 1969	*																		
<i>Ulosa digitata</i> (Schmidt, 1866)		*	*	*	*	*													
<i>Ulosa stiposa</i> (Esper, 1794)	*	*	*		*						*							*	
<i>Ulosa tenellula</i> Pulitzer-Finali, 1983																			*
<i>Ulosa tubulata</i> Pulitzer-Finali, 1983		*																	
<b>Hamacanthidae</b>																			
<i>Hamacantha falcula</i> (Bowerbank, 1874)	*	*					*				*		*						
<i>Hamacantha implicans</i> Lundbeck, 1902	*	*												*				*	
<i>Hamacantha johnsoni</i> (Bowerbank, 1864)	*	*		*							*		*						
<i>Hamacantha lundbecki</i> Topsent, 1904	*																		
<i>Hamacantha megancistra</i> Pulitzer-Finali, 1978							*												
<b>Mycalidae</b>																			
<i>Mycale contarenii</i> (Martens, 1824)	*	*		*	*	*							*	*					
<i>Mycale dentata</i> (Sarà, 1958)										*									
<i>Mycale lingua</i> (Bowerbank, 1866)		*							*	*				*					
<i>Mycale macilenta</i> (Bowerbank, 1866)	*	*		*	*	*				*	*	*		*					
<i>Mycale massa</i> (Schmidt, 1862)	*	*		*	*	*	*			*				*			*	*	
<i>Mycale minima</i> (Waller, 1880)		*																	
<i>Mycale retifera</i> Topsent, 1924		*	*	*	*	*	*		*										*
<i>Mycale rotalis</i> (Bowerbank, 1874)	*	*		*	*	*	*	*	*	*									
<i>Mycale sanguinea</i> Tsurnamal, 1969																			*
<i>Mycale similaris</i> (Bowerbank, 1874)								*											
<i>Mycale syrinx</i> (Schmidt, 1862)		*	*	*	*	*				*			*	*	*				
<i>Mycale tunicata</i> (Schmidt, 1862)		*	*	*	*	*	*			*									
<i>Mycale (Paresperella) serrulata</i> (Sarà & Siribelli, 1960)	*							*		*			*						

	A	B	C	D	E	F	G	H	I	J	K	L	M	N	O
<b>Merliidae</b>															
<i>Merlia deficiens</i> Vacelet, 1980		*													
<i>Merlia lipoclauidisca</i> Vacelet & Uriz, 1991					*										
<i>Merlia normani</i> Kirkpatrick, 1908	*				*	*	*	*				*	*		
<b>Podospongiidae</b>															
<i>Podospongia lovenii</i> Du Bocage, 1870	*	*								*					
<b>Latrunculiidae</b>															
<i>Latrunculia citharistae</i> Vacelet, 1969	*				*					*					
<i>Latrunculia insignis</i> Topsent, 1892	*									*			*		
<i>Latrunculia tarentina</i> Pulitzer-Finali, 1983													*		
<b>Latrunculiidae incertae sedis</b>															
<i>Microstylifer rugosus</i> Vacelet, 1969	*														
<b>Axinellidae</b>															
<i>Auletta pedunculata</i> (Topsent, 1896)		*													
<i>Axinella agnata</i> Topsent, 1896										*					
<i>Axinella babici</i> Vacelet, 1961		*													
<i>Axinella cannabina</i> (Esper, 1794)				*		*	*	*		*		*	*	*	
<i>Axinella centrotylota</i> Pansini, 1982				*		*									
<i>Axinella damicornis</i> (Esper, 1794)	*	*	*	*	*	*	*	*	*	*	*	*	*	*	*
<i>Axinella egregia</i> (Ridley, 1881)										*					
<i>Axinella estacoi</i> Carballo & Garcia Gomez, 1996										*					
<i>Axinella fibrosa</i> Ridley & Dendy								*							
<i>Axinella gutteli</i> Topsent, 1826	*							*							
<i>Axinella macrostyla</i> Babic, 1922				*											
<i>Axinella mahonensis</i> Ferrer Hernandez, 1916								*							
<i>Axinella minuta</i> Lévi, 1957		*													*
<i>Axinella polypoides</i> Schmidt, 1862	*	*	*	*	*	*	*	*		*		*		*	*
<i>Axinella pseudominuta</i> Bibiloni, 1993								*							
<i>Axinella pumila</i> Babic, 1922				*	*					*					
<i>Axinella salicina</i> Schmidt, 1868										*	*				
<i>Axinella vaceleti</i> Pansini, 1982	*	*			*										
<i>Axinella verrucosa</i> (Esper, 1794)	*	*		*	*	*	*	*	*	*	*	*	*	*	*
<i>Phakellia birondellei</i> (Topsent, 1892)										*					
<i>Phakellia robusta</i> Bowerbank, 1866	*				*	*				*					
<i>Phakellia rugosa</i> (Bowerbank, 1866)					*							*			
<i>Phakellia ventilabrum</i> (Linné, 1767)	*	*		*	*				*						
<b>Bubaridae</b>															
<i>Bubaris carcis</i> Vacelet, 1969	*	*					*								
<i>Bubaris sarayi</i> Ilan et al., 1994														*	
<i>Bubaris subtyla</i> Pulitzer-Finali, 1983		*			*										
<i>Bubaris vermiculata</i> (Bowerbank, 1866)	*	*		*	*	*	*	*	*	*		*			*

<i>Cerberis alborani</i> (Boury-Esnault et al., 1994)									*								
<i>Cerberis implicata</i> (Pulitzer-Finali, 1983)		*															
<i>Cerberis curvispiculifera</i> (Carter, 1880)	*				*												
<i>Hymerhabdia contracta</i> Sarà & Siribelli, 1962						*											
<i>Hymerhabdia intermedia</i> Sarà & Siribelli, 1960						*											
<i>Hymerhabdia oxytrunca</i> Topsent, 1904	*	*			*												
<i>Hymerhabdia papillosa</i> Sarà & Siribelli, 1962	*					*											
<i>Hymerhabdia pori</i> Tsumamal, 1969																	*
<i>Hymerhabdia reichi</i> Tsumamal, 1969																	*
<i>Hymerhabdia typica</i> Topsent, 1892		*				*											
<i>Monocrepidium vermiculatum</i> Topsent, 1898	*	*			*	*		*									
<b>Desmoxyidae</b>																	
<i>Didiscus spinoxeatus</i> Corriero et al., 1997									*								
<i>Didiscus styliferus</i> Tsumamal, 1969								*						*		*	
<i>Halicnemia geniculata</i> Sarà, 1958	*					*											
<i>Halicnemia patera</i> Bowerbank, 1864	*	*	*	*	*	*		*		*							
<i>Halicortex loricata</i> Sarà, 1958		*				*											
<i>Higginsia ciccaesei</i> Pansini & Pesce, 1998														*			
<i>Higginsia mediterranea</i> Pulitzer-Finali, 1978								*									
<i>Myrmekioderma lacazii</i> (Tsumamal, 1969)													*			*	
<i>Myrmekioderma laxa</i> (Topsent, 1892)	*					*		*									
<i>Myrmekioderma spelaea</i> (Pulitzer-Finali, 1983)						*	*	*						*			
<b>Dictyonellidae</b>																	
<i>Acanthella acuta</i> Schmidt, 1862	*	*	*	*	*	*	*	*	*	*	*	*	*	*	*	*	*
<i>Acanthella annulata</i> Sarà, 1958								*									
<i>Dictyonella incisa</i> (Schmidt, 1880)	*	*	*		*	*	*	*	*	*	*	*	*	*	*	*	*
<i>Dictyonella marsillii</i> (Topsent, 1893)		*			*	*	*	*	*	*	*	*	*	*	*	*	*
<i>Dictyonella obtusa</i> (Schmidt, 1862)	*	*	*	*	*	*	*	*	*	*	*	*	*	*	*	*	*
<i>Dictyonella pelligera</i> (Schmidt, 1864)	*	*	*	*	*	*	*	*	*	*	*	*	*	*	*	*	*
<i>Scopalina azurea</i> Bibiloni, 1993								*									
<i>Scopalina lophyropoda</i> Schmidt, 1862	*	*	*	*	*	*	*	*	*	*	*	*	*	*	*	*	*
<i>Tethyspira spinosa</i> (Bowerbank, 1874)		*				*		*		*		*		*		*	
<b>Halichondriidae</b>																	
<i>Amorphinopsis filigrana</i> (Schmidt, 1862)					*												
<i>Amorphinopsis pallescens</i> (Topsent, 1892)														*			
<i>Axinyssa luteus</i> (Lendenfeld, 1896)			*														
<i>Ciocalypta penicillus</i> Bowerbank, 1864	*	*	*	*	*	*	*	*	*	*	*	*	*	*	*	*	*
<i>Halichondria agglomerans</i> Cabioch, 1968					*												
<i>Halichondria aurantiaca</i> Ferrer-Hernandez, 1916					*					*							
<i>Halichondria bowerbanki</i> Burton, 1930	*	*	*	*	*	*	*	*	*	*	*	*	*	*	*	*	*
<i>Halichondria convolvens</i> Sarà, 1960					*												
<i>Halichondria membrana</i> (Bowerbank, 1866)					*												
<i>Halichondria panicea</i> (Pallas, 1766)	*	*	*	*	*	*	*	*	*	*	*	*	*	*	*	*	*

A B C D E F G H I J K L M N O

<i>Halichondria magna</i> (Vacelet, 1969)	*				*														
<i>Halichondria semitubulosa</i> (Lieberkühn, 1859)		*	*	*	*	*	*	*	*				*						*
<i>Hymeniacion mammatea</i> Bowerbank, 1866		*		*															
<i>Hymeniacion sanguinea</i> (Grant, 1826)	*	*	*	*	*	*	*	*	*	*	*	*	*	*	*				
<i>Laminospongia subtilis</i> Pulitzer-Finali, 1983		*																	
<i>Spongosorites cavernicola</i> Bibiloni, 1993					*														
<i>Spongosorites flavens</i> Pulitzer-Finali, 1983		*			*	*	*		*				*						
<i>Spongosorites genitrix</i> (Schmidt, 1870)					*														*
<i>Spongosorites intricatus</i> (Topsent, 1892)	*	*		*	*	*	*								*				
<i>Spongosorites maxima</i> Uriz, 1983					*														
<i>Spongosorites pachastrelloides</i> (Topsent, 1892)		*		*					*										
<i>Topsentia aurantiaca</i> (Schmidt, 1862)		*	*	*	*	*							*						
<i>Topsentia contorta</i> Sarà, 1961		*			*	*	*												
<i>Topsentia garciae</i> Bibiloni, 1993					*														
<i>Topsentia hyalina</i> (Pulitzer-Finali, 1978)							*												
<i>Topsentia mixta</i> Sarà, 1958							*												
<b>Agelasidae</b>																			
<i>Agelas oroides</i> (Schmidt, 1864)	*	*	*		*	*	*	*		*	*	*	*	*	*	*	*	*	*
<b>Callyspongiidae</b>																			
<i>Callyspongia septimaniensis</i> Griessinger, 1971	*																		
<i>Siphonochalina asterigena</i> Schmidt, 1868													*						
<i>Siphonochalina balearica</i> Ferrer-Hernandez, 1916						*			*		*	*	*	*					
<i>Siphonochalina coriacea</i> Schmidt, 1868	*					*		*	*	*	*	*	*	*					
<i>Siphonochalina expansa</i> Sarà, 1960							*												
<i>Siphonochalina subcornea</i> Griessinger, 1971	*	*		*															
<b>Chalinidae</b>																			
<i>Dendroxea adumbrata</i> Corriero et al., 1996									*										
<i>Dendroxea lenis</i> (Topsent, 1892)	*				*	*									*				
<i>Dendroxea pseudodidiscoides</i> Corriero et al., 1996							*												
<i>Haliclona (Gellius) angulatus</i> (Bowerbank, 1866)	*	*	*	*	*	*	*	*		*					*				
<i>Haliclona (Gellius) apertus</i> (Sarà, 1960)	*				*	*													
<i>Haliclona (Gellius) arnesenae</i> (Arndt, 1927)	*																		
<i>Haliclona (Gellius) bioxeata</i> (Boury-Esnault et al., 1994)													*						
<i>Haliclona (Gellius) cucurbitiformis</i> (Kirkpatrick, 1907)				*									*						
<i>Haliclona (Gellius) dubius</i> (Babic, 1922)		*		*	*	*	*	*											
<i>Haliclona (Gellius) fibulatus</i> (Schmidt, 1862)	*	*	*	*	*	*	*	*						*		*	*	*	*
<i>Haliclona (Gellius) flagellifer</i> (Ridley & Dendy, 1886)	*	*	*	*	*	*	*		*										
<i>Haliclona (Gellius) luridus</i> (Lundbeck, 1910)					*														
<i>Haliclona (Gellius) lacazei</i> (Topsent, 1893)	*				*				*	*									
<i>Haliclona (Gellius) marismedi</i> (Pulitzer-Finali, 1978)							*												
<i>Haliclona (Gellius) microsigma</i> (Babic, 1922)		*		*	*														
<i>Haliclona (Gellius) microxifer</i> (Topsent, 1925)							*						*						
<i>Haliclona (Gellius) ravus</i> (Stephens, 1912)	*																		

<i>Haliclona (Gellius) tenuisigma</i> (Sarà & Siribelli, 1960)						*														
<i>Haliclona (Gellius) uncinatus</i> (Topsent, 1892)						*														
<i>Haliclona citrina</i> (Topsent, 1892)	*				*					*										
<i>Haliclona elegans</i> (Bowerbank, 1866)	*	*		*				*	*	*					*					
<i>Haliclona fertilis</i> (Keller, 1879)	*					*		*												
<i>Haliclona fistulosa</i> (Bowerbank, 1866)															*					
<i>Haliclona griessingeri</i> (Griessinger, 1971)						*														
<i>Haliclona limbata</i> (Montagu, 1818)	*	*		*		*		*	*	*										
<i>Haliclona mediterranea</i> Griessinger, 1971	*	*	*	*	*	*	*	*	*	*					*	*	*			*
<i>Haliclona membranacea</i> (Schmidt, 1868)															*					
<i>Haliclona renieroides</i> (Schmidt, 1868)								*		*				*						
<i>Haliclona stirpescens</i> (Topsent, 1925)	*			*		*									*					
<i>Haliclona subtilis</i> Griessinger, 1971	*							*		*				*	*					
<i>Haliclona cribrata</i> (Pulitzer-Finali, 1983)										*										
<i>Haliclona laevis</i> (Griessinger, 1971)														*						
<i>Haliclona palmata</i> (Schmidt, 1862)				*		*														
<i>Haliclona reptans</i> (Griessinger, 1971)	*		*											*						
<i>Haliclona simulans</i> (Johnston, 1842)	*	*	*	*	*	*	*	*	*	*	*	*	*	*	*	*	*	*	*	*
<i>Haliclona varia</i> (Sarà, 1958)		*		*	*	*	*	*	*	*					*					
<i>Haliclona venata</i> (Sarà, 1960)						*		*												
<i>Haliclona (Rhizoniera) rhizophora</i> (Vacelet, 1969)	*	*			*															
<i>Haliclona (Reniera) alba</i> (Schmidt, 1862)				*																
<i>Haliclona (Reniera) aqueductus</i> (Schmidt, 1862)	*	*		*	*	*		*		*				*						
<i>Haliclona (Reniera) arenata</i> (Griessinger, 1971)	*			*		*		*												
<i>Haliclona (Reniera) crassa</i> (Topsent, 1925)	*	*	*					*						*						
<i>Haliclona (Reniera) cratera</i> (Schmidt, 1862)	*	*	*	*	*	*	*	*	*	*				*	*	*	*	*	*	*
<i>Haliclona (Reniera) flavescens</i> (Topsent, 1893)					*															
<i>Haliclona (Reniera) fulva</i> (Topsent, 1893)	*	*		*	*	*	*	*	*	*				*						
<i>Haliclona (Reniera) grossa</i> (Schmidt, 1864)				*	*	*	*	*	*	*			*							*
<i>Haliclona (Reniera) implexa</i> (Schmidt, 1868)	*	*		*	*	*	*	*	*	*	*			*						*
<i>Haliclona (Reniera) mamillata</i> (Griessinger, 1971)		*		*	*	*	*	*	*	*			*	*	*					
<i>Haliclona (Reniera) mucosa</i> (Griessinger, 1971)	*	*	*	*	*	*	*	*	*	*			*							
<i>Haliclona (Reniera) omissa</i> (Griessinger, 1971)				*	*															
<i>Haliclona (Reniera) perlucida</i> (Griessinger, 1971)	*			*	*			*	*	*			*	*						
<i>Haliclona (Reniera) plana</i> (Topsent, 1892)	*			*	*			*	*											
<i>Haliclona (Reniera) pocilliformis</i> (Griessinger, 1971)			*										*							
<i>Haliclona (Reniera) pocillastroides</i> (Vacelet, 1969)	*	*	*																	
<i>Haliclona (Reniera) sarai</i> (Pulitzer-Finali, 1969)	*	*	*	*	*	*	*	*	*	*				*	*					
<i>Haliclona (Reniera) valliculata</i> (Griessinger, 1971)	*	*		*	*			*	*					*						
<i>Haliclona (Reniera) viscosa</i> (Topsent, 1888)	*							*						*						
<b>Niphatidae</b>																				
<i>Amphimedon rustica</i> (Schmidt, 1868)								*						*						
<b>Phloeodictyidae</b>																				
<i>Aka labyrinthica</i> (Hancock, 1849)	*	*	*	*				*						*						
<i>Calyx nicaeensis</i> (Risso, 1826)	*	*	*	*	*	*	*	*						*	*					
<i>Oceanapia constructa</i> (Rützler, 1965)				*																

A B C D E F G H I J K L M N O

<i>Oceanapia decipiens</i> (Sarà, 1958)					*		*												
<i>Oceanapia isodictyiformis</i> (Carter, 1882)	*			*			*	*				*							
<i>Oceanapia perforata</i> (Sarà, 1960)							*												
<i>Oceanapia vacua</i> (Sarà, 1961)	*							*											
<i>Pachypellina parietalis</i> (Topsent, 1893)					*			*											
<i>Dendrectilla tremitensis</i> Pulitzer-Finali, 1983								*											
<b>Petrosidae</b>																			
<i>Petrosia clavata</i> (Esper, 1794)			*																
<i>Petrosia ficiformis</i> (Poiret, 1789)	*	*	*	*	*	*	*	*	*	*	*	*	*	*	*	*	*	*	*
<i>Petrosia pulitzeri</i> Pansini, 1996								*											
<i>Petrosia raphida</i> Boury-Esnault et al., 1994												*							
<b>Irciniidae</b>																			
<i>Ircinia chevreuxi</i> (Topsent, 1894)																		*	
<i>Ircinia dendroides</i> (Schmidt, 1862)	*	*	*	*	*	*	*	*	*	*	*	*	*	*	*	*	*	*	*
<i>Ircinia oros</i> (Schmidt, 1864)	*	*	*	*	*	*	*	*					*	*	*	*	*	*	
<i>Ircinia paucifilamentosa</i> Vacelet, 1961																		*	
<i>Ircinia pipetta</i> (Schmidt, 1868)			*				*				*	*							
<i>Ircinia retidermata</i> Pulitzer-Finali & Pronzato, 1980			*															*	
<i>Ircinia variabilis</i> (Schmidt, 1862)	*	*	*	*	*	*	*	*	*	*	*	*	*	*	*	*	*	*	*
<i>Sarcotragus foetidus</i> Schmidt, 1862	*	*	*	*	*	*	*	*					*	*	*	*	*	*	
<i>Sarcotragus spinosulus</i> Schmidt, 1862	*	*	*	*	*	*	*	*	*	*	*	*	*	*	*	*	*	*	*
<b>Thorectidae</b>																			
<i>Cacospongia mollior</i> Schmidt, 1862	*	*	*	*	*	*	*	*	*	*	*	*	*	*	*	*	*	*	*
<i>Cacospongia proficiens</i> Pulitzer-Finali & Pronzato, 1980										*									
<i>Cacospongia scalaris</i> Schmidt, 1862	*	*	*	*	*	*	*	*	*	*	*	*	*	*	*	*	*	*	*
<i>Hyrrios collectrix</i> (Schulze, 1879)	*	*			*	*	*	*		*	*	*							
<i>Hyrrios erecta</i> (Keller, 1889)																		*	
<i>Fasciospongia cavernosa</i> (Schmidt, 1862)	*	*	*	*	*	*	*	*				*		*	*	*	*	*	*
<i>Fasciospongia caerulea</i> Vacelet, 1959																		*	
<b>Spongiidae</b>																			
<i>Spongia agaricina</i> Pallas, 1766	*	*	*		*											*	*		
<i>Spongia nitens</i> (Schmidt, 1862)	*	*		*	*	*			*			*		*	*	*			
<i>Spongia officinalis</i> Linné, 1759		*	*	*	*	*	*	*	*	*	*	*	*	*	*	*	*	*	*
<i>Spongia officinalis adriatica</i> (Schmidt, 1862)	*			*	*	*	*												
<i>Spongia virgulosa</i> (Schmidt, 1868)	*	*	*		*	*	*	*	*	*	*	*	*	*	*	*	*	*	*
<i>Spongia zimocca</i> Schmidt, 1862		*		*									*		*				
<i>Hippospongia communis</i> (Lamarck, 1813)	*	*	*		*	*		*		*		*	*	*	*	*	*	*	*
<i>Coscinoderma sporadense</i> Voultsiadou-Koukoura et al., 1991																		*	
<b>Dysideidae</b>																			
<i>Dysidea avara</i> (Schmidt, 1862)	*	*	*	*	*	*	*	*	*					*	*				
<i>Dysidea avara pallescens</i> (Schmidt, 1862)				*	*	*						*		*					

A B C D E F G H I J K L M N O

<i>Dysidea fragilis</i> (Montagu, 1818)	*	*	*	*	*	*	*	*	*	*		*	*	*		*
<i>Dysidea incrustans</i> (Schmidt, 1862)		*	*	*		*		*				*	*	*		
<i>Dysidea perfistulata</i> Pulitzer-Finali & Pronzato, 1980								*								
<i>Dysidea tupha</i> (Martens, 1824)	*	*	*	*	*	*									*	
<i>Pleraplysilla reticulata</i> Maldonado & Uriz, 1999										*						
<i>Pleraplysilla spinifera</i> (Schulze, 1878)	*	*	*		*	*		*	*			*	*	*		
<b>Darwinellidae</b>																
<i>Darwinella australiensis</i> Carter, 1885		*			*	*										
<i>Darwinella dahmatica</i> Topsent, 1905								*								
<i>Darwinella gardineri</i> Topsent, 1905		*														
<i>Darwinella intermedia</i> Topsent, 1893						*										
<i>Darwinella viscosa</i> Boury-Esnault, 1971						*										
<i>Aplysilla rosea</i> (Barrois, 1876)	*	*	*		*	*	*	*	*	*		*	*	*		
<i>Dendrilla acantha</i> Vacelet, 1958															*	
<i>Dendrilla cirsioides</i> Topsent, 1893	*				*						*					
<i>Chelonaplysilla erecta</i> Tsurumal, 1967																*
<i>Chelonaplysilla psammophila</i> (Topsent, 1928)	*	*			*											
<i>Chelonaplysilla noevus</i> (Carter, 1876)	*	*			*	*	*						*			
<b>Dictyodendrillidae</b>																
<i>Spongionella gracilis</i> (Vosmaer, 1883)			*			*										
<i>Spongionella pulchella</i> (Sowerby, 1806)	*	*			*	*			*	*	*	*	*	*	*	*
<i>Acanthodendrilla levii</i> Uriz & Maldonado, 2000						*										
<b>Halisarcidae</b>																
<i>Halisarca dujardini</i> Johnston, 1842	*	*		*	*	*					*				*	
<i>Halisarca sputum</i> Topsent, 1893					*	*		*								
<b>Aplysinidae</b>																
<i>Aplysina aerophoba</i> Schmidt, 1862	*	*	*	*	*	*	*	*	*		*	*	*	*	*	*
<i>Aplysina cavernicola</i> Vacelet, 1959	*	*	*	*	*	*	*	*	*						*	
<b>Ianthellidae</b>																
<i>Hexadella detritifera</i> Topsent, 1913					*									*		
<i>Hexadella racovitzai</i> Topsent, 1896	*	*			*							*	*		*	
<b>Incertae sedis</b>																
<i>Myceliospongia arenosa</i> Vacelet & Perez, 1998	*														*	